


INSTALLATION CHECKLIST:

WALL-MOUNTED TVS



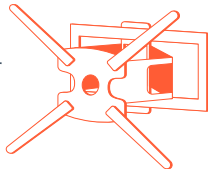
Solid wall




Fixed position

or

Multi-position



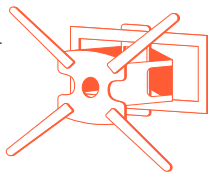
Plasterboard



Fixed position

or

Multi-position
(with considerations)



Find out more about what to check
in our short installation service videos

JOHN LEWIS
& PARTNERS

SD98598 / 09.22 TV

Before you buy a new TV and book a wall-mount installation service, there are a few important things you need to check in your home

Power and aerial point

Suitable location (within 1m)

Plug Socket

☐

Aerial point

☐

Wall type

Identify your wall type

Solid

☐

Plasterboard

☐

Bracket type

Compatible with wall type Y / N

Fixed

☐

Multi-position

☐

Suitable for screen size Y / N

Trunking

Additional cable management purchased if required Y / N



Soundbar

Device and fixings (if required) available on the day Y / N



If you're at all unsure or have any questions, speak to one of our Partners over the phone or in store, or visit the installations page on our website