

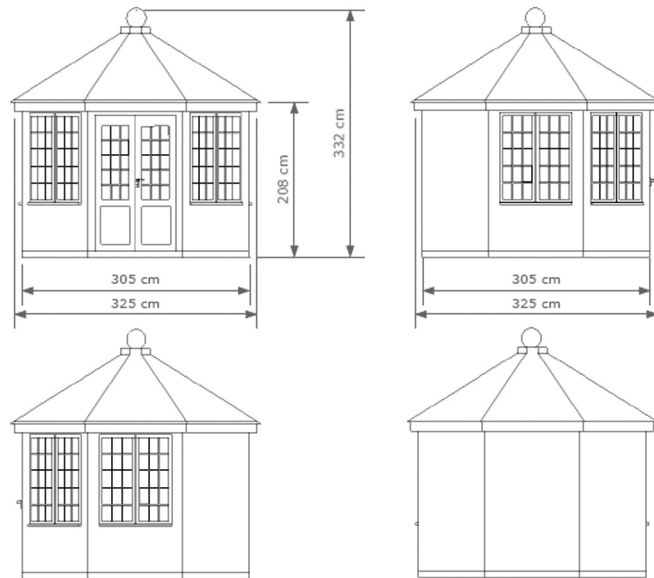



CRANE

GARDEN BUILDINGS

PRODUCT INFORMATION GUIDE

CRANE SUMMERHOUSE 3.0M X 3.0M



PRODUCT SPECIFICATIONS

Dimensions: H335 x W300 x L300cm

Internal Height: 208cm to eaves

Side Walls: 19 x 125mm shiplap cladding on 38 x 75mm planned framing

Door: Joinery made 1830 x 1200mm double doors 3/4 glazed with leaded glass.

Door Frame: 75mm x 75mm planned

Windows: Two sets of fixed double windows and two sets of opening double windows with 4mm toughened leaded glass and brass window hardware.

Roof: 19 x 125mm tongue and groove matchboarding on 38 x 75mm planned framing covered with top grade cedar shingles.

Floor: 19 x 125mm tongue and groove floorboards treated with oak preservative sat on 38 x 75mm tanalized planed floor.

PREPARING A BASE

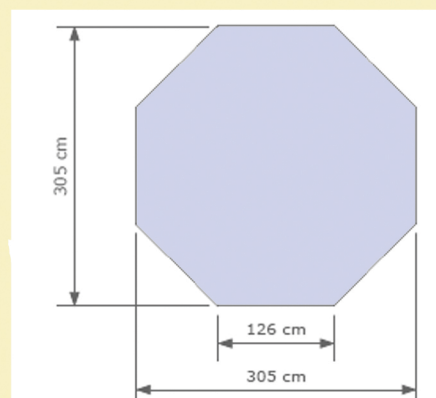
Although all Crane Garden Buildings have timber floors, you need a ready prepared base of paving slabs or concrete before you take delivery. It must be solid flat level and square.

To prepare this you require:

305 x 305cm paving slab base, laid on mortar

or

305 x 305cm concrete base, no less than 10cm thick





CRANE

GARDEN BUILDINGS

PRODUCT INFORMATION GUIDE

USEFUL INFORMATION

PLANNING PERMISSION

Most Crane Garden Buildings fall within modern planning regulations. Please visit PlanningPortal.gov.uk where you will find up-to-date information on regulations for outbuildings and more information about planning and building regulations.

PAINT COLOURS

All Crane Garden Building summerhouses are finished in a fully opaque micro-porous paint that protects the exterior timber. Our range of colours have been developed to fully complement your garden and its surroundings. The exact colour may vary slightly to the picture shown on the website so we recommend you order for reference a free paint sample by clicking on the link on the product page.

Free paint sample

OUR TIMBER

We are an FSC certified company and we partner a timber mill in North Sweden who is also FSC certified thus ensuring a constant supply of high quality certified timber.

We use Scots Pine that is sourced from an area of forest that has been growing for more than 130 years at latitudes above 65° North. In these conditions the trees are slowly grown making the timber more dense which ensures a high quality, close grain less susceptible to dead knots.

The mill manages their forests in a sustainable way replanting each tree. All of this cut timber is then independently inspected, classified and stamped to ensure traceability and quality before being shipped to the UK.

90% of the timber waste produced at our workshops is used to fuel our heating system, thereby we use no fossil fuels. The remaining waste we produce is sorted for recycling.

WHY CRANE GARDEN BUILDINGS?

Crane Garden Buildings are proud to be a UK manufacturer of superior garden buildings of all types for over 40 years. Based in Norfolk we are a family run business renowned for our exceptional quality, expertise and timeless design. All our buildings are manufactured to order on site in our Norfolk factory by skilled craftsmen where our workmanship is monitored to achieve and sustain high standards of quality and finish. We have a strong commitment to our delivery service, liaising with customers and meeting their expected delivery times. Your order will be delivered and fully assembled in your garden by our experienced team of fitters. As an FSC certified company we behave in a sustainable way, reducing our impact on the environment by sourcing our wood from renewable sources.

