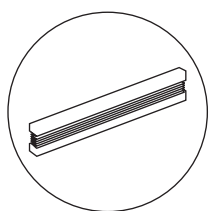


pleated fabrics washing and care instructions

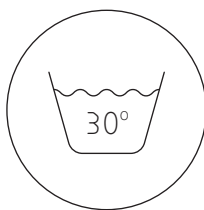
Thanks to a special production method, our fabrics are antistatic, which makes them resist dust and dirt. Occasional brushing off with a soft brush, cloth or feather-duster is sufficient with normal use. In case of extreme dirt, all fabrics (with the exception of fabrics with an aluminium coating) can be cleaned according to the following washing instructions. Tip: operate your blind on a daily basis for a longer lifetime of the product.

preparation in six steps



1

Fold the pleated fabric into a package.



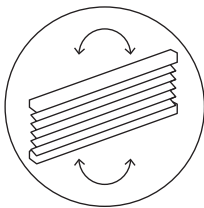
2

Prepare a large tub of the appropriate size with water of about 30 °C and add a detergent suitable for delicate materials. Have the lightly opened pleated fabric.



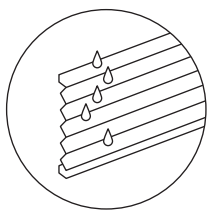
3

Soak in the water for about 15 minutes.



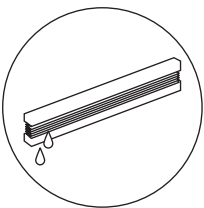
4

Extend the pleated fabric and shake it carefully.



5

Rinse the fabric well with clean water.



6

Fold the pleated fabric into a package and let the water drip out of the fabric by lightly pressing the pleats together. Let the pleated fabric dry for about 12 hours while being folded-in. Open and close the blind several times during the drying process to prevent the pleats from sticking together.