

Elementary Toddler Bed

Stock number: 324 20601/324 20602/324 20603



IMPORTANT RETAIN FOR FUTURE REFERENCE READ CAREFULLY

H71 W 144 D 76cm

IMPORTANT! PLEASE KEEP THESE INSTRUCTIONS FOR FUTURE REFERENCE

Thank you for purchasing this Elementary Toddler Bed. Please read the instructions and warnings carefully before use to ensure safe and satisfactory operation of this product.

Your child's safety is your responsibility. If you have a query with this product or require replacement parts, please contact your nearest John Lewis department store.

Lay out the parts on a soft level surface and compare to the part/fixings checklist on page 3. Do not discard any packaging until you are sure that you have all the parts.

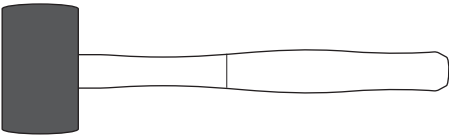
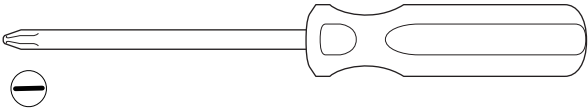
Keep children clear during assembly as pack contains small parts which may present a choking hazard.

Recommended mattress: 140 x 70cm (sold separately)

This product complies with BS 8509:2008+A1:2011.

The John Lewis Team

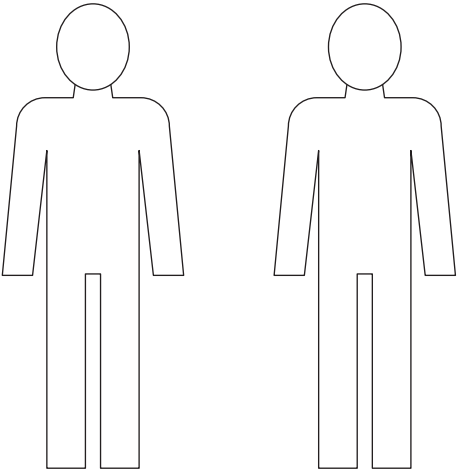
Tools required



Time to assemble

1 hours

People to assemble



Warnings

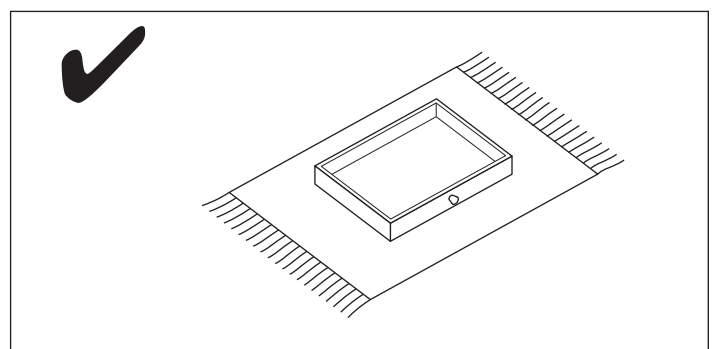
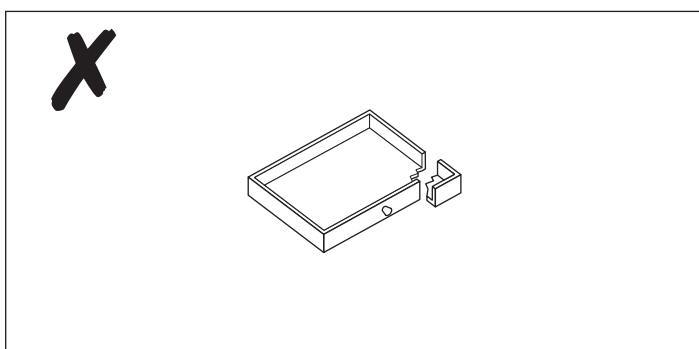
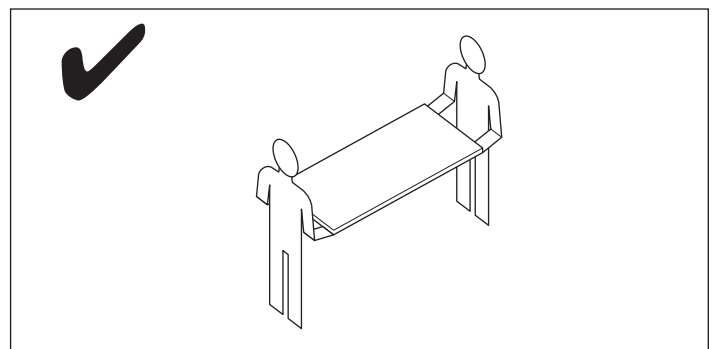
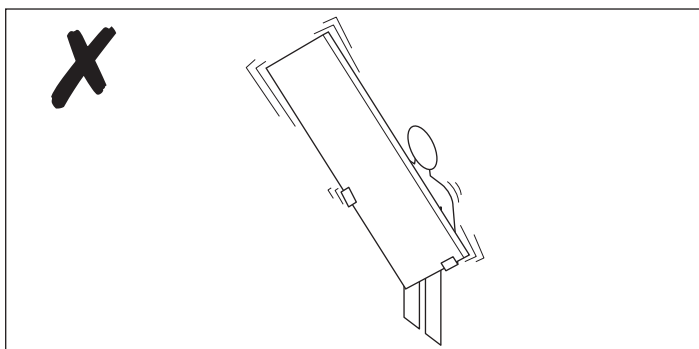
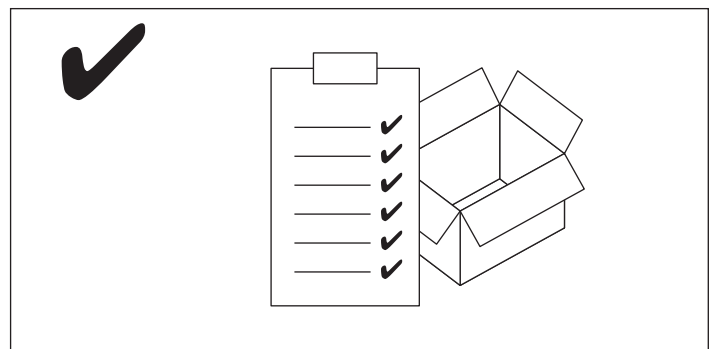
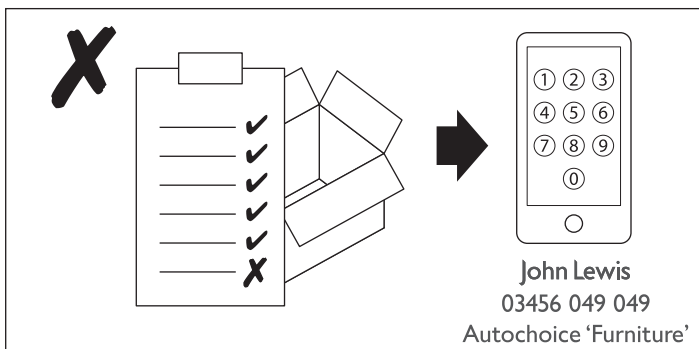
- ⚠ The product should only be used on firm, level ground.
- ⚠ Keep small parts out of reach of children.
- ⚠ Ensure the product is fully assembled as illustrated before use.
- ⚠ Care should be taken that no screws are loose because a child could trap parts of their body, or clothing (e.g. strings, necklaces, ribbons, dummies, etc) which could pose a risk of strangulation.
- ⚠ Any additional or replacement parts must only be obtained from John Lewis & Partners.
- ⚠ During assembly children should be kept away from the product due to possible risk of injury.
- ⚠ Do not use this item if any components are missing or damaged.

Do's

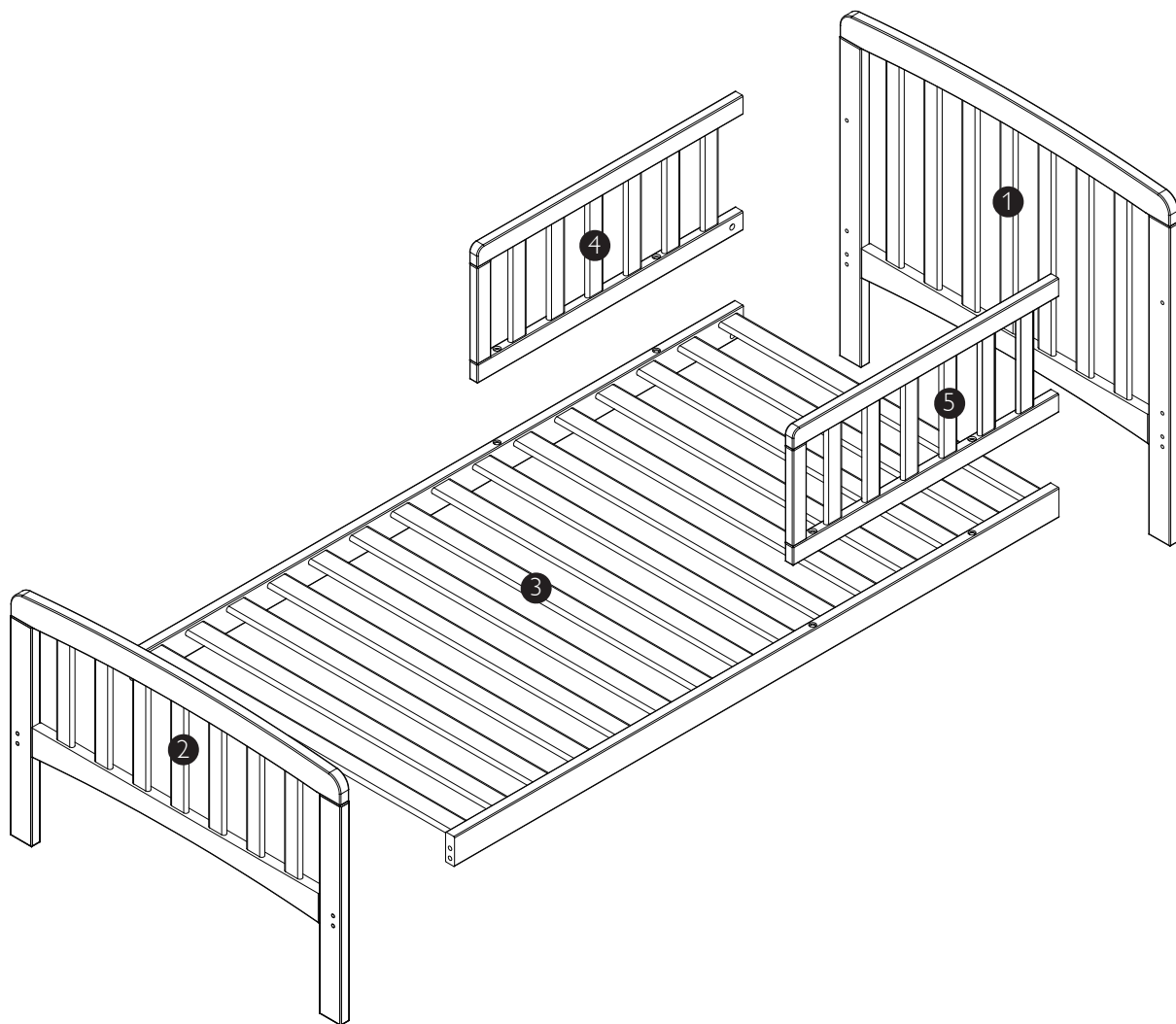
- ✓ Check the pack and make sure you have all the parts listed.
- ✓ Check all screws or bolts are tightened and inspect regularly.
- ✓ Make sure the legs remain in contact with the ground at all times.

Don'ts

- ✗ Do not over tighten screws or bolts.
- ✗ Do not stand on the product.
- ✗ Do not use power tools to construct as over tightening and panel failure may occur.



Your Toddler Bed



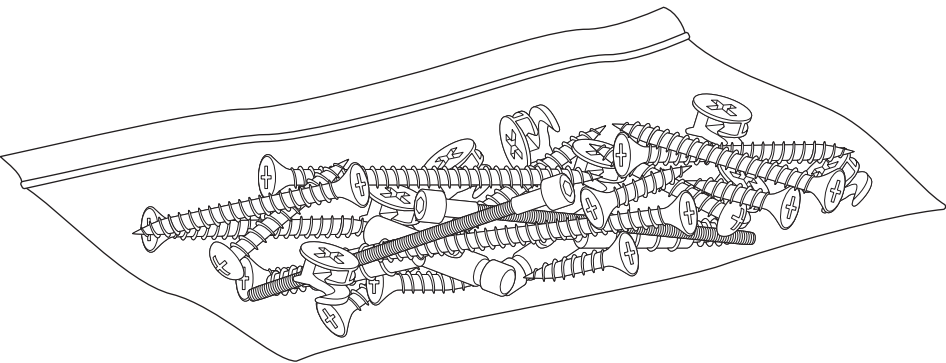
Ref	Description	Dimensions	Qty
❶	Headboard	766mm x 705mm x 21mm	1
❷	Foot board	766mm x 510mm x 21mm	1
❸	Base	1400mm x 752mm x 60mm	1
❹	L/H Bed Rail	615mm x 270mm x 19mm	1
❺	R/H Bed Rail	615mm x 270mm x 19mm	1

Internal dimensions

Stock number : 324 20601

Overall size: H71 W 144 D 76cm


Fixtures and fittings



Fixtures and fittings
supplied (actual size)

Ref	Description	Dimensions	Qty	mm
A	Allen head screw	6mm x 50mm	4	
B	Allen head screw	6mm x 60mm	12	
C	Barrel nut	10mm x 15mm	12	

Fixtures and fittings
supplied (not actual size)

Ref	Description	Dimensions	Qty	
F	Allen key M4	M4 x 106mm	1	

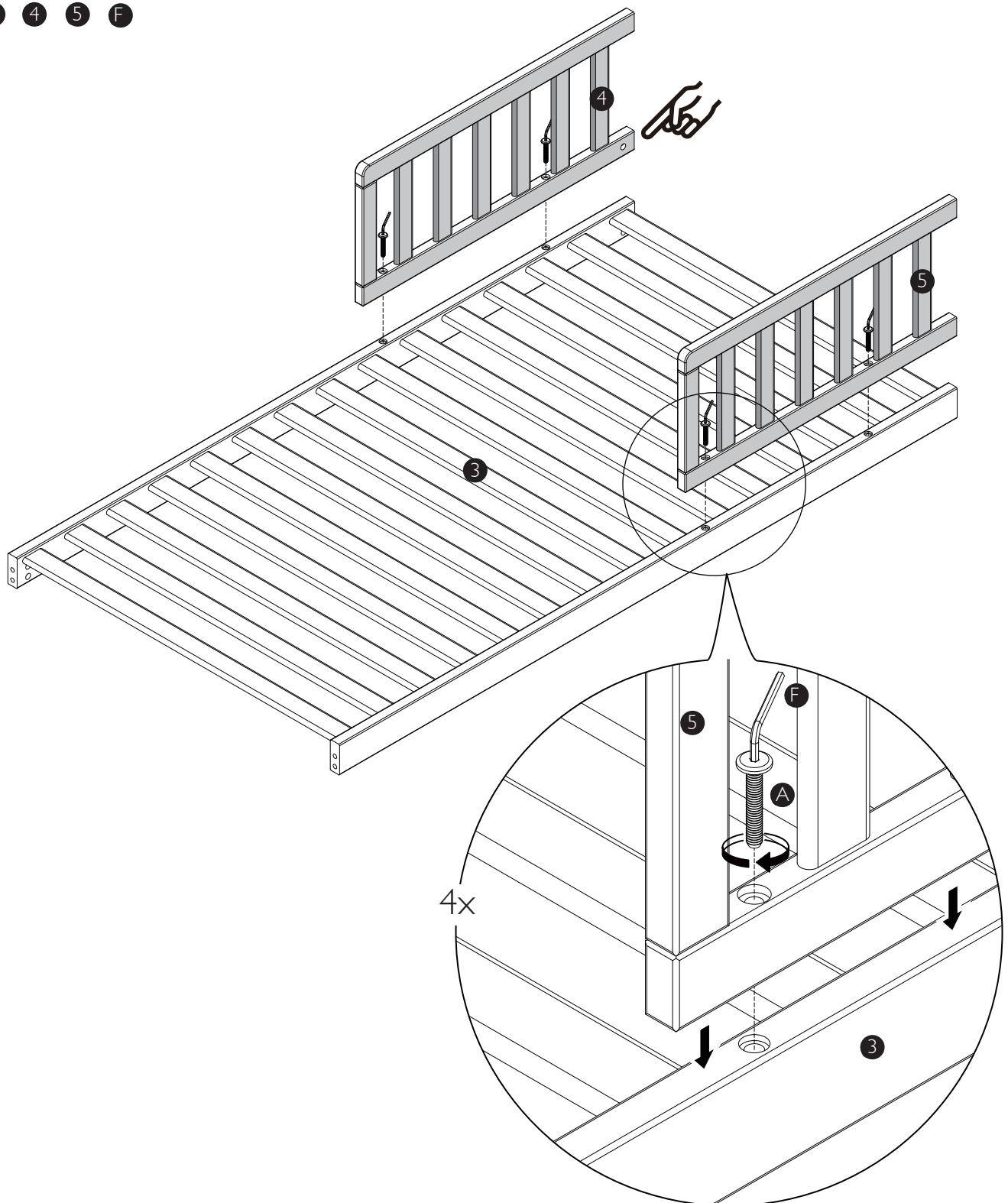
Product assembly

Elementary Toddler Bed

Step 1

Parts, fittings and tools

A 3 4 5 F



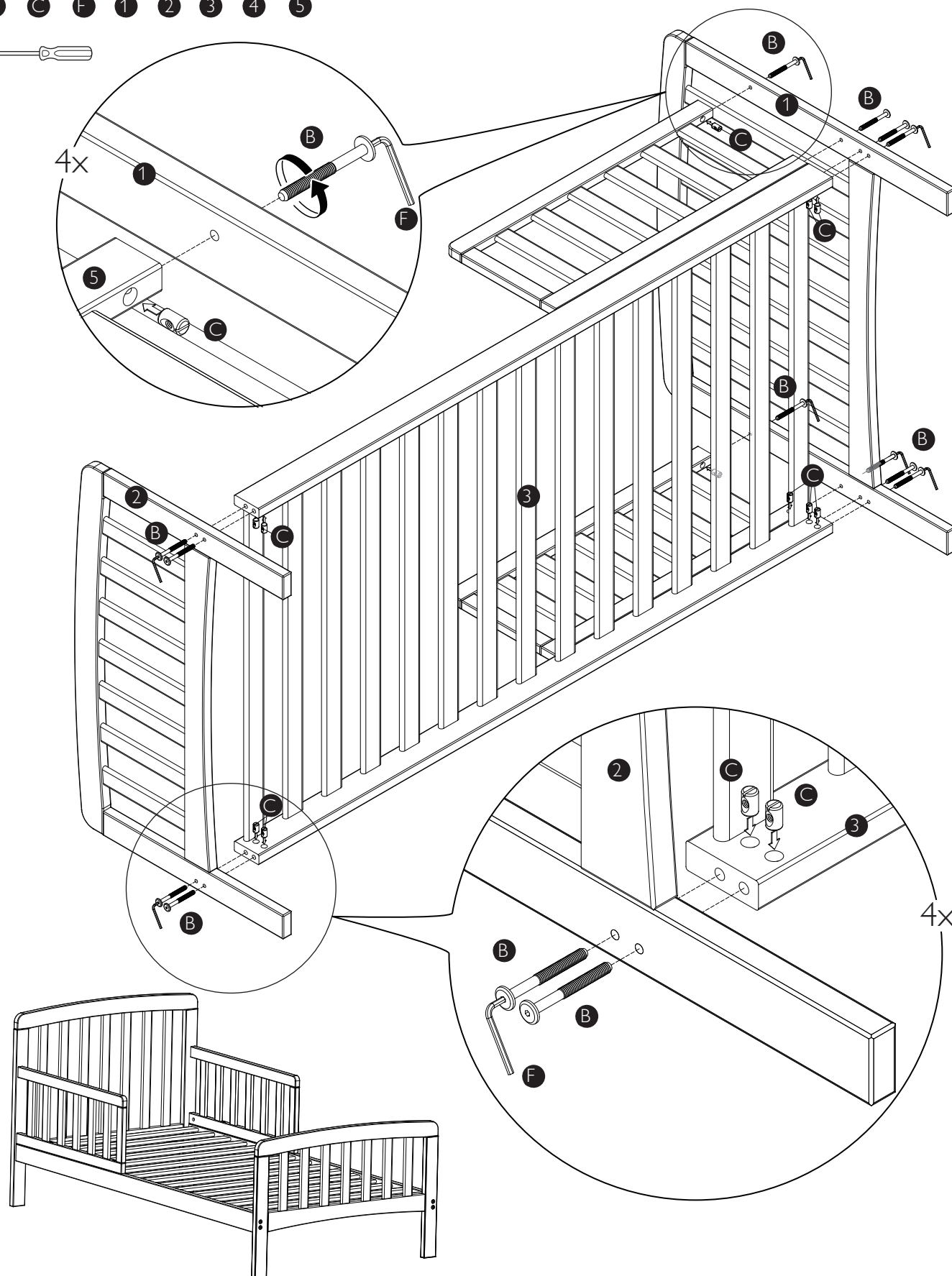
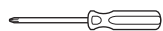
Product assembly

Elementary Toddler Bed

Step 2

Parts, fittings and tools

B **C** **F** **1** **2** **3** **4** **5**



Care and maintenance

Your furniture may be cleaned by wiping with a damp cloth and drying with a soft clean cloth.

Do not use abrasives, bleach, alcohol or ammonia-based household polishes.

Take care when handling or moving the furniture. Careless handling may cause damage.

Safety notes

For ages 18 months to 4 years.

Warning : Do not place this child's bed near heat sources, windows and other furniture.

Warning : Do not use this child's bed if any part is broken, torn or missing.

The mattress should be no more than 30mm shorter or narrower than the internal length or width of the bed. Suitable for use with a mattress of 1400mm in length , 700mm in width and a maximum thickness of 120mm .

All assembly fixings should always be tightened properly. Periodically check all fixings to ensure none have come loose and retighten when necessary, and that there is no risk of clothing or parts of the body becoming snagged or trapped.

Do not allow your child to jump on the bed . This may result in damage to the furniture and/or injury to your child.

Children are likely to play, bounce, jump & climb on beds , therefore the child's bed should not be placed too close to other furniture or windows , and should be placed either tight to any wall or have a gap of 300mm between the wall and the side of the bed.

Keep children clear during assembly as pack contains small parts which may present a choking hazard.

Never drag furniture when moving it, always lift it.

Please take care when handling or moving the furniture as careless handling may cause damage or injury.

Furniture can be dangerous if incorrectly installed. Assembly should be carried out by a competent person. No liability will be accepted for damage or injury caused by incorrectly installed or assembled furniture.

Retain this information leaflet for future reference.

Your feedback is very important to us and we would love to hear your comments on your new furniture. Please visit our website to leave a review. Thank you.