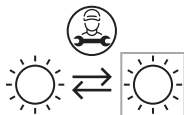


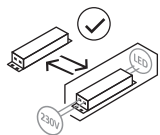
Product information	<ul style="list-style-type: none"> Indoor use only Non-dimmable Clean the fitting with a soft dry cloth. Do not use abrasive chemical cleaners as this will damage the finish
----------------------------	--

Aftercare and Troubleshooting	If there are technical issues with this product that you can't solve, please contact your nearest John Lewis & Partners shop or call Technical Support on 03301 230106.
--------------------------------------	---

Specification	<p>Max power: 16.7W</p> <p>Rated input: 220 –240V, 50Hz</p> <p>IP rating: 20</p> <p>Weight: 1.65kg</p> <p>689 lumen output</p> <p>Colour temperature: Warm white (3000K)</p> <p>This product contains a light source of energy efficiency class F</p> <p>For further information please visit: www.lighting-info.co.uk/96787</p>
----------------------	---




Replaceable light source by a professional



Replaceable control gear by an end-user

5-year guarantee	At John Lewis & Partners we test every light to high quality standards. That means we can offer you a 5-year guarantee.
-------------------------	---

Recycling	<p>This symbol  indicates that this product should not be treated as normal household waste and it should be recycled. John Lewis & Partners do not operate instore take back, but as members of the Distributor Take Back scheme have funded the development and upgrade of recycling facilities across the UK. Please take it to your nearest collection facility or for further details contact your local council or visit www.recycle-more.co.uk.</p>
------------------	---

John Lewis Plc
171 Victoria Street
London SW1E 5NN
johnlewis.com

Made in China



15/12/2022

Please retain these instructions for future reference.

ANYDAY

JOHN LEWIS & PARTNERS

Twist Integrated LED Floor Lamp User Guide




Product Code:
12002607

Getting started

Thank you for purchasing this John Lewis & Partners product. For your safety, and to make sure everything is working properly, please read the instructions carefully before use.

Warnings

This product is only suitable for connection to a 240V~50Hz supply in accordance with current IEE Wiring Regulations. It is for indoor use only, and not suitable for a bathroom location.

This product is Class 3 (low voltage)  and uses a plug-in transformer. Under no circumstances must this be replaced by a standard 13amp UK type plug. This will cause a safety hazard.

If the mains cable becomes damaged it must only be replaced by a technically competent, qualified person. In the case of a Class III rated product, a new cable set may be available - please check with your retailer.

Do not plug into the mains until your lamp is fully assembled.





Under no circumstances must this table lamp be covered with any material as this could pose a safety hazard. It must be used on a stable, flat surface.

If you are in any doubt about your competence please consult a qualified electrician.

If any modification is made it will invalidate the warranty and may render the product unsafe.

When moving or cleaning, always switch off at the mains and allow the LEDs to cool before handling.

Parts list

Description	Image	Quantity
Light fitting		x 1
Base		x 1
Screws		x 2
Fixing tool		x 1

Product assembly

Step 1


Carefully unpack the carton, making sure all the parts are present before assembly.

Step 2

Using the fixing tool (A), attach the light fitting to the base with the two screws provided (B). Tighten to secure.

Step 3

Connect the driver to the product (C). Plug in the LED driver. Your lamp is now ready for use.



LED driver replacement

Obtain suitable replacement driver - ensuring all technical specifications match the existing item. Disconnect the old driver from the connector on the cable. Re connect the new driver.