

menos

simply styled outdoor living

Half Balcony Parasol 2.7m

MNGFPW27-185



IMPORTANT

PLEASE KEEP THIS BOOKLET FOR FUTURE REFERENCE.
THIS IS IMPORTANT INFORMATION REGARDING THE
USE AND CARE OF YOUR GARDEN FURNITURE.


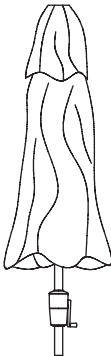





ASSEMBLY
TIME



PERSONS
REQUIRED

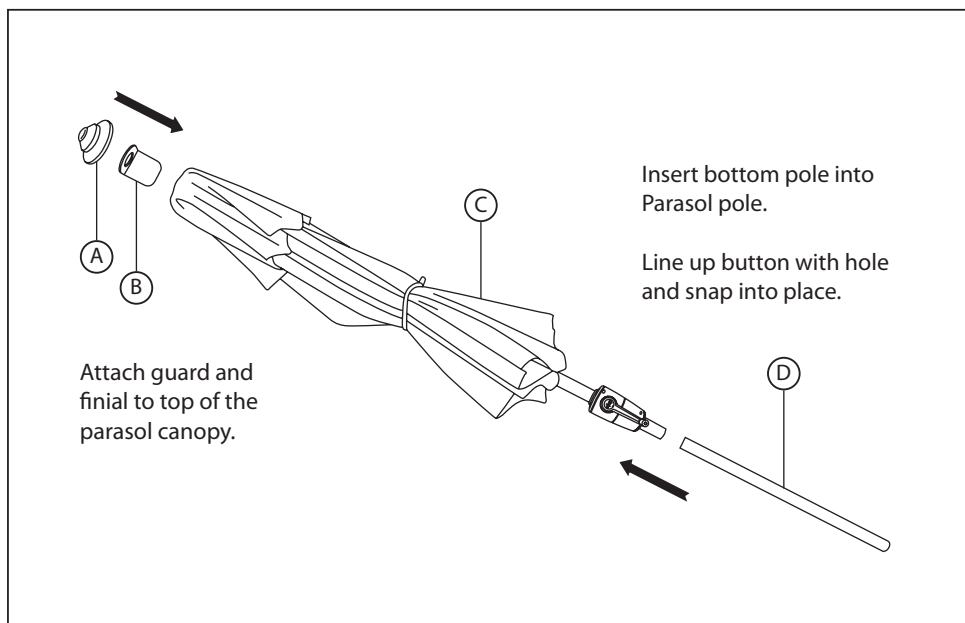
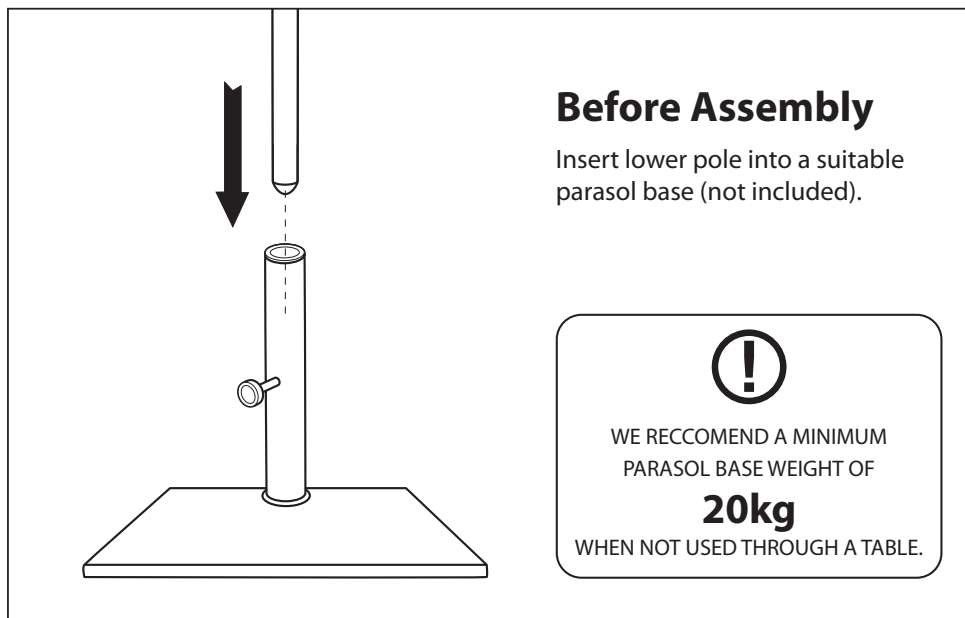
Parts List

<p>(A) Finial</p>  <p>x1</p>	<p>(C) Parasol with wind-up mechanism</p>  <p>x1</p>	<p>(D) Lower Pole</p>  <p>x1</p>
<p>(B) Guard</p>  <p>x1</p>		
<p> Do not discard any of the packaging until you have checked that you have all the parts and the pack of fixings.</p>		

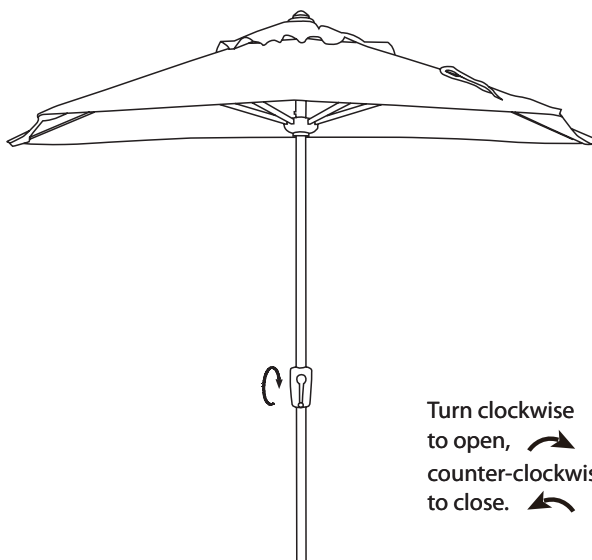
Helpful advice before you begin:



1. We suggest you spend a short time reading through this leaflet and then follow the simple step by step instructions.
2. Do not discard any of the packaging until you have checked that you have all the parts and the pack of fittings.
3. Assemble this product on a soft surface.
4. Keep fittings out of children's reach.
5. Do not use any other tools other than those recommended to build this product.
6. Please do not use substitute parts. Use only additional or replacement parts supplied by Kettler.
7. In the unlikely event that this product has missing or damaged parts, please visit our website www.kettler.co.uk

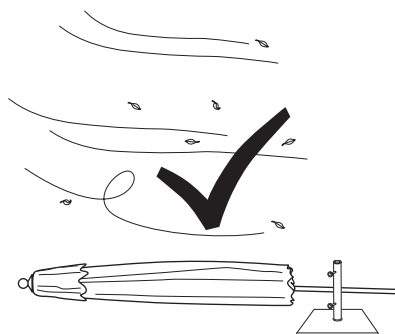

Assembly



Operating Instructions




Turn clockwise
to open, 
counter-clockwise
to close. 



The parasol should be closed and the top section removed during windy weather or when not in use. Failure to do this may result in damage to the parasol.

Information



This parasol has UV50+ protection. What does that mean?

For example, a fabric with a UPF rating of 50 only allows 1/50th of the sun's UV radiation to pass through it. This means that this fabric will reduce your skin's UV radiation exposure by 50 times (98% UV block).

Hand wash canopy

The canopy can be carefully removed and washed via hand only. We advise putting back onto the frame to dry naturally.

For Your Safety

- This product may only be used for its intended purpose as furniture for residential properties.
- Check all components regularly for correct function, damage and loose connections especially at the start of the season and at 1-2 month intervals dependent on use.
- Damaged components may endanger your safety or shorten the life of the product. Replace all damaged parts immediately. Use only spare parts manufactured by Kettler. Should you wish to purchase spare parts, they can be ordered directly from: www.kettler.co.uk/shop
- Kettler will not be responsible for damaged caused by improper use.



Attention

- Whilst assembling this product keep out of the reach of children. (Choking hazard – contains small parts)
- Ensure that your working area is free of possible sources of danger, for example don't leave any tools lying around.
- Always dispose of packaging material in such a way that it may not cause any danger. There is always a risk of suffocation if children play with plastic bags!
- We reserve the right to make changes for technical reasons.



For more information view our
'How-To' and maintenance videos:
kettler.co.uk/how-to-guides

KETTLER

www.kettler.co.uk



PlanetMark



Warranty For Home Use

KETTLER parasols are covered by a
12 MONTH WARRANTY.

The warranty applies to domestic use only.
The warranty does not cover accidental
damage (including wind damage) or mis-use.
To validate your warranty, register at
www.kettler.co.uk and quote the product
code from the front of this booklet.