

Spare Parts

Missing any parts or require spares, please contact 03456 050 144 and we will be able to help.

Parts Available

- Screw
- Plastic Washer
- Decorative Washer

Care and Maintenance

We recommend regular cleaning with a mild soap liquid and drying with a soft, lint free cloth. The use of abrasive, powder or ammonia based cleaners and bleaches WILL damage the product.



LUX FREE STANDING TOILET ROLL HOLDER USER GUIDE



John Lewis Partnership
171 Victoria Street
London SW1E 5NN
www.johnlewis.com

Made in Taiwan

Please retain these instructions for future reference.

80923109

Getting started

Please read the instructions carefully before use to ensure safe and satisfactory use of this Toilet Roll Holder.

We recommend that this product should ONLY be installed by persons competent in DIY. Please read the instructions carefully before use to ensure safe and satisfactory use of this Toilet Roll Holder.

Necessary Tools

Please check the pack contents before attempting to assemble this product. A full checklist of components is given in this leaflet.

Important Safety Information

The product should only be used on level ground.
Keep small parts out of reach of children.
Ensure the product is fully assembled as illustrate before use.



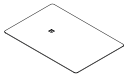

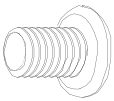
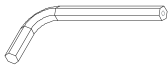
Do's

Check the pack and make sure you have all the parts listed.
Check all screws or bolts are tightened and inspect regularly.

Dont's

Do not over tighten screws or bolts.
Do not stand on the product.
Do not use power tools to construct.

Fittings and parts checklist

Ref.	Parts	Name	Qty
1		Upright	1
2		Decorative Washer	1
3		Base	1
4		Plastic Washer	1
5		Screw	1
6		Allen Key	1

