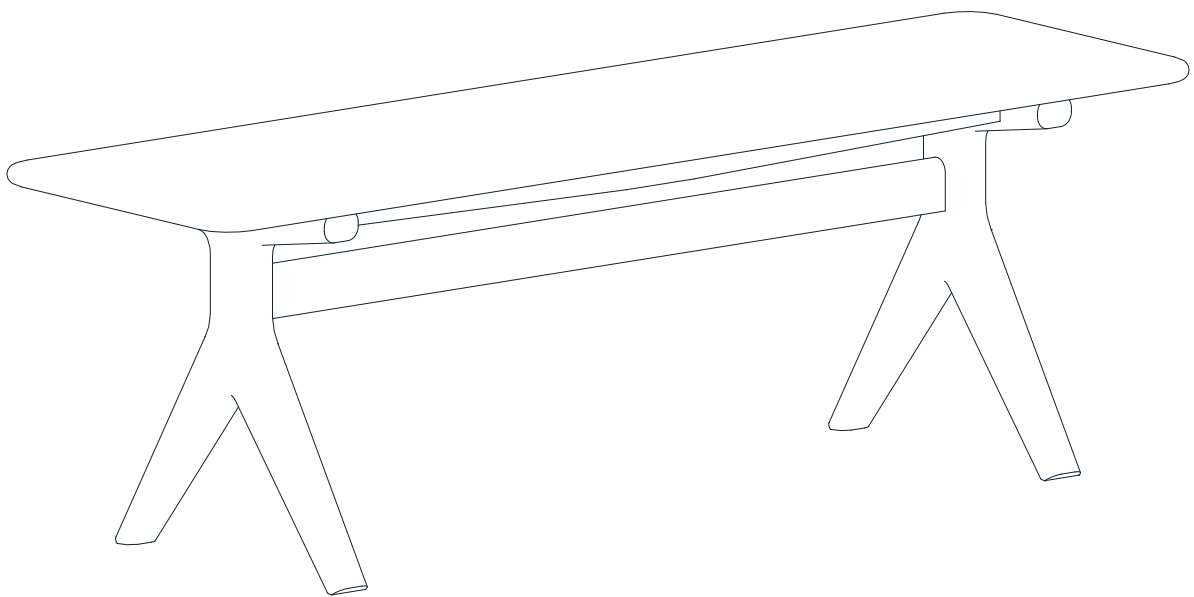


Poise Small Bench

Stock Number: 83624201



Thank you for purchasing the Poise Small Bench. Please read the instructions and warnings carefully before use, to ensure safe and satisfactory operation of this product.

At John Lewis, we are committed to making great products possible.

From our in-house Design Team, to our Buyers, we work together to bring great design to life.

Our expert Product Technologists work collaboratively with our buyers and suppliers to assure the legality, safety and quality of the product we sell.

We are all committed to designing and developing products to the highest industry standards.

We hope you are happy with your product and welcome any feedback or comments you may have.

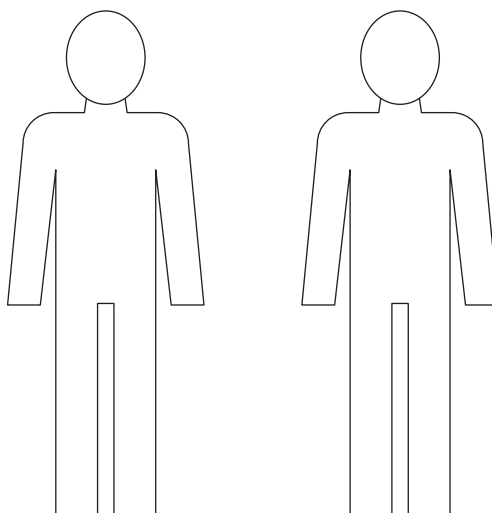
The John Lewis Team

Tools Required

Time to assemble

30 minutes

People to assemble



Important safety information

Warnings

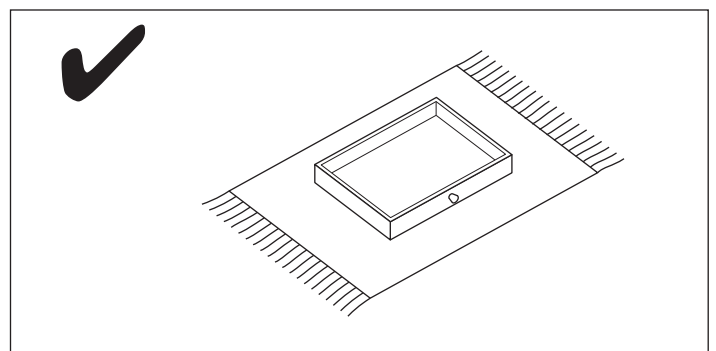
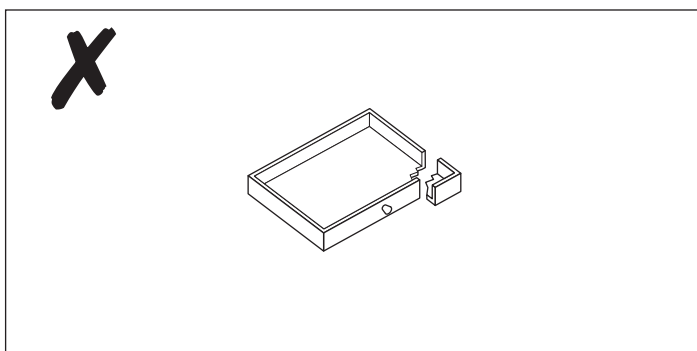
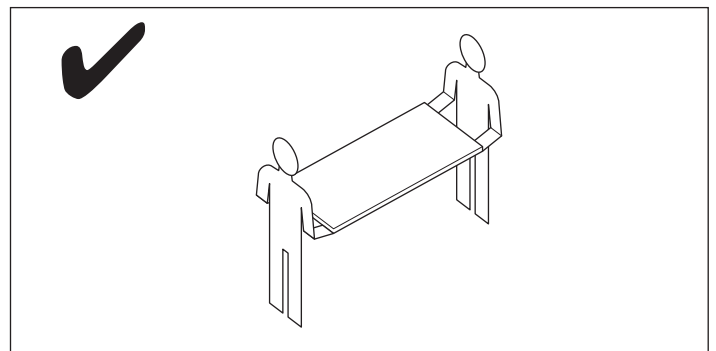
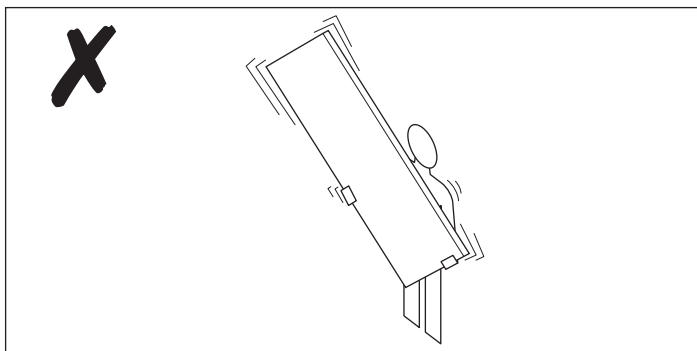
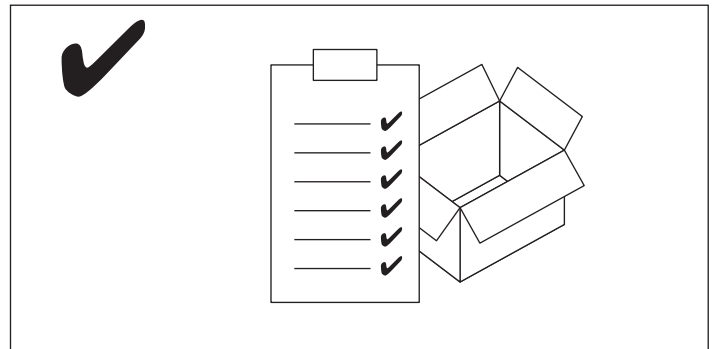
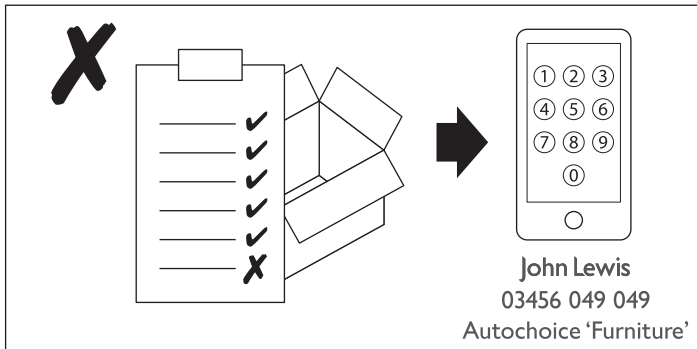
- ⚠ The product should only be used on firm, level ground.
- ⚠ Keep small parts out of reach of children.
- ⚠ Ensure the product is fully assembled as illustrated before use.

Do's

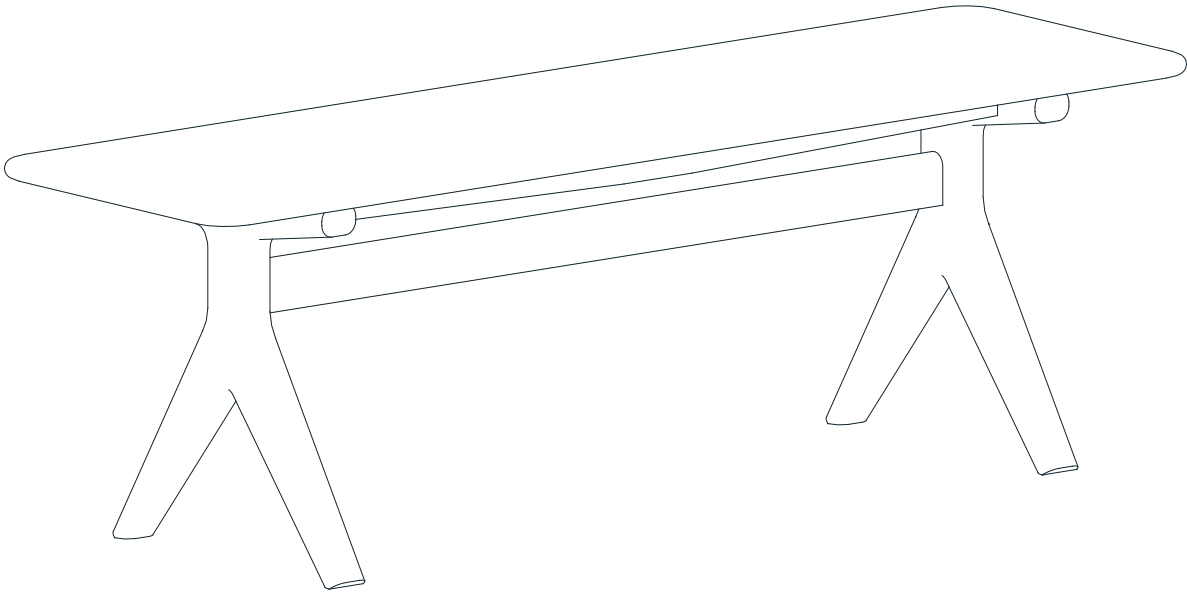
- ✓ Check the pack and make sure you have all the parts listed.
- ✓ Check all screws or bolts are tightened and inspect regularly.
- ✓ Make sure the legs remain in contact with the ground at all times.

Don't's

- ✗ Do not over tighten screws or bolts.
- ✗ Do not stand on the product.
- ✗ Do not use power tools to construct as overtightening and panel failure may occur.

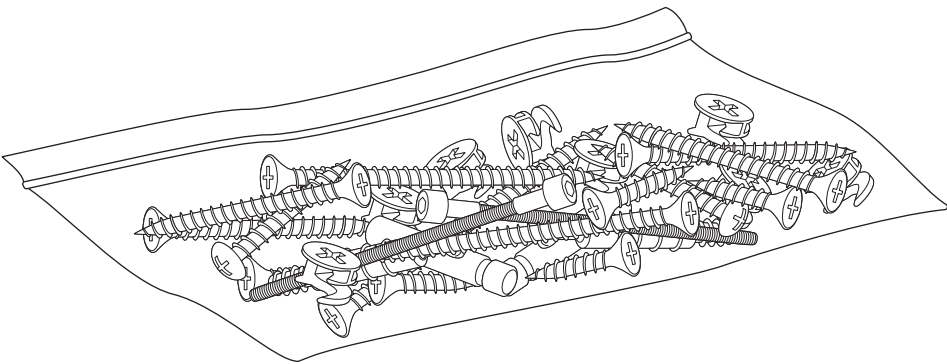


Your Bench




Ref	Description	Dimensions	Qty
1	Bench	H46 W145 D42 cm	1

Fixtures and fittings



Fixtures and fittings
supplied (actual size)

Ref	Description	Dimensions	Qty	
A	Felt Pad	10mmx10mm	4	



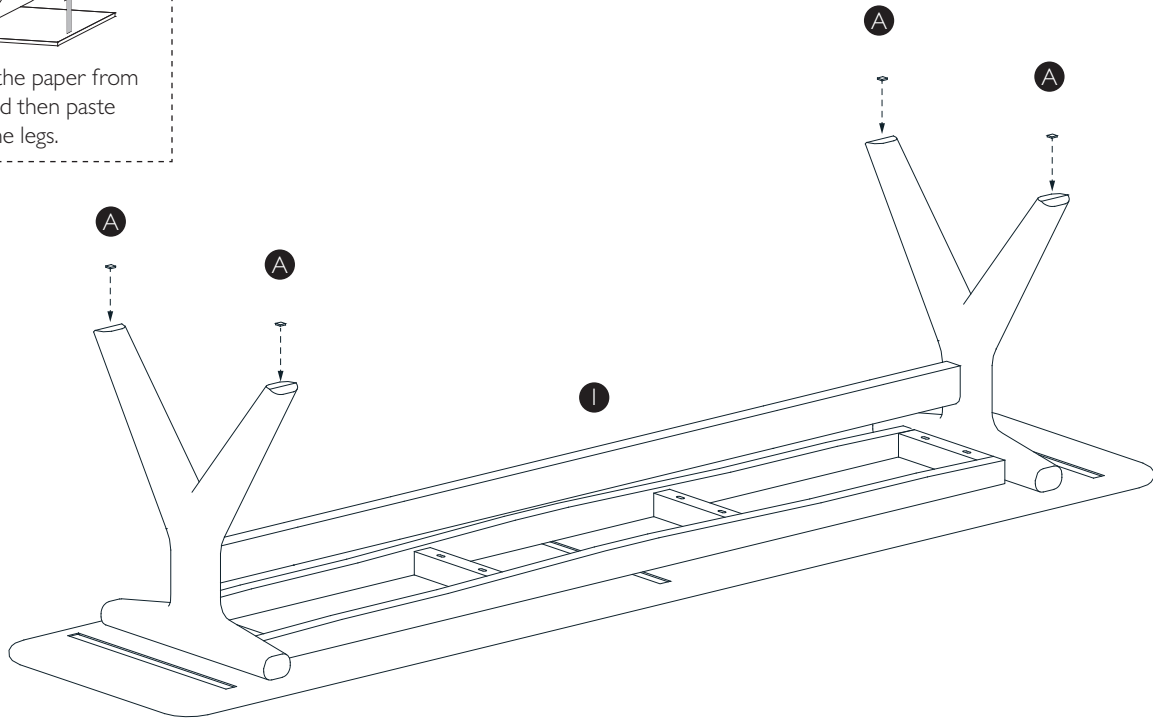
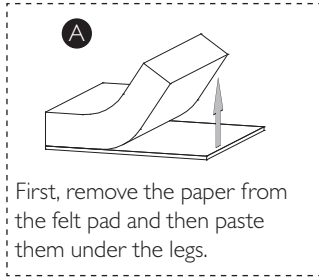
Product assembly

Poise Small Bench
83624201

Step 1

Parts, fittings and tools

A I



Safety Instructions

General warnings

Never drag furniture when moving it, always lift it. Periodically check all fixings to ensure none have come loose and re-tighten where necessary. Please take care when handling or moving the furniture as careless handling may cause damage or injury. Furniture can be dangerous if incorrectly installed. Assembly should be carried out by a competent person. No liability will be accepted for damage or injury caused by incorrectly installed or assembled furniture.

Specific warnings for heavy items

It is recommended that before moving heavy objects to a new location they are completely dis-assembled to avoid personal injury or damage to the furniture. Please be careful to retain all fittings when doing this. (For fully or partial assemble items).

Care Instructions

Wood Furniture

Wood displays different grain patterns depending on which way they cut - for example, the 'medullary ray' which can appear on oak furniture is a mark of good quality timber - these are just characteristics of the natural beauty of the wood. Some furniture is also deliberately aged and rustic.

All timber surfaces will change colour and mellow over time. New furniture will initially vary in shade from items that have been previously purchased.

How to care for your wood or painted furniture

Furniture with a hard lacquer, painted surface should be dusted with a dry cloth.

Make sure all surfaces are protected from heat and liquids by mats and coasters. Wipe up spills immediately and ensure that a mat or pad is placed under paper if you are writing.

Our furniture will endure most temperatures in the home but it is best to avoid placing furniture next to heat sources such as radiators or fires. Be particularly careful with solid wood as the lack of humidity caused by central heating can cause damage such as warping.

Acrylic furniture

Use soapy water for cleaning, do not use anything abrasive as this may damage the surface of the product.

Protect surfaces from scratches and marks by using mats and coasters.

Your feedback is very important to us and we would love to hear your comments on your new furniture. Please visit our website to leave a review. Thank you.

Retain these instructions for future reference.

John Lewis Partnership
171 Victoria Street
London SW1E 5NN
johnlewis.com

Please leave a review.