


Alora Corner Sofa

Stock number: 820 84721



H66.5 W121 D81cm
H66.5 W81 D81cm
H33.5 W60.5 D60.5 cm

Thank you for purchasing this Alora Corner Sofa. Please read the instructions and warnings carefully before use, to ensure safe and satisfactory operation of this product.

At John Lewis, we are committed to making great products possible.

From our in-house Design Team, to our Buyers, we work together to bring great design to life.

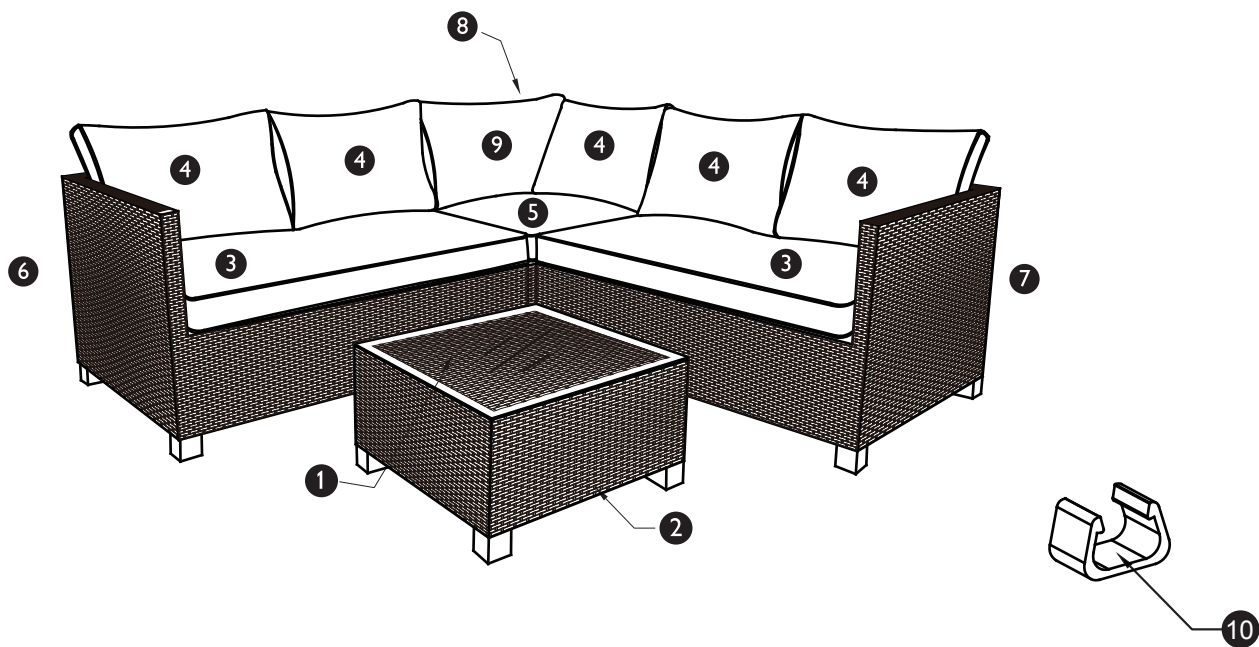
Our expert Product Technologists work collaboratively with our buyers and suppliers to assure the legality, safety and quality of the product we sell.

We are all committed to designing and developing products to the highest industry standards.

We hope you are happy with your product and welcome any feedback or comments you may have.

The John Lewis Team

YourAlora Corner Sofa



Ref	Description	Dimensions	Qty
1	Glass	560 × 560 × 5mm	1
2	Coffee Table	605 × 605 × 335mm	1
3	Two Seater cushion	1150 × 740 × 80mm	2
4	Back cushion	600 × 380 × 200mm	5
5	Corner seat cushion	750 × 750 × 80mm	1
6	Left two seater sofa	1210 × 810 × 665mm	1
7	Right two seater sofa	1210 × 810 × 665mm	1
8	Corner sofa	810 × 810 × 665mm	1
9	Corner back cushion	780 × 380 × 200mm	1
10	Plastic clip	59 × 38 × 36mm	4

Internal dimensions
 Stock number:820 84721
 Coffee table overall size:H33.5 W60.5D60.5cm
 L/R two seater sofa overall size:H66.5W121D81cm
 Corner sofa overall size:H66.5W81D81cm

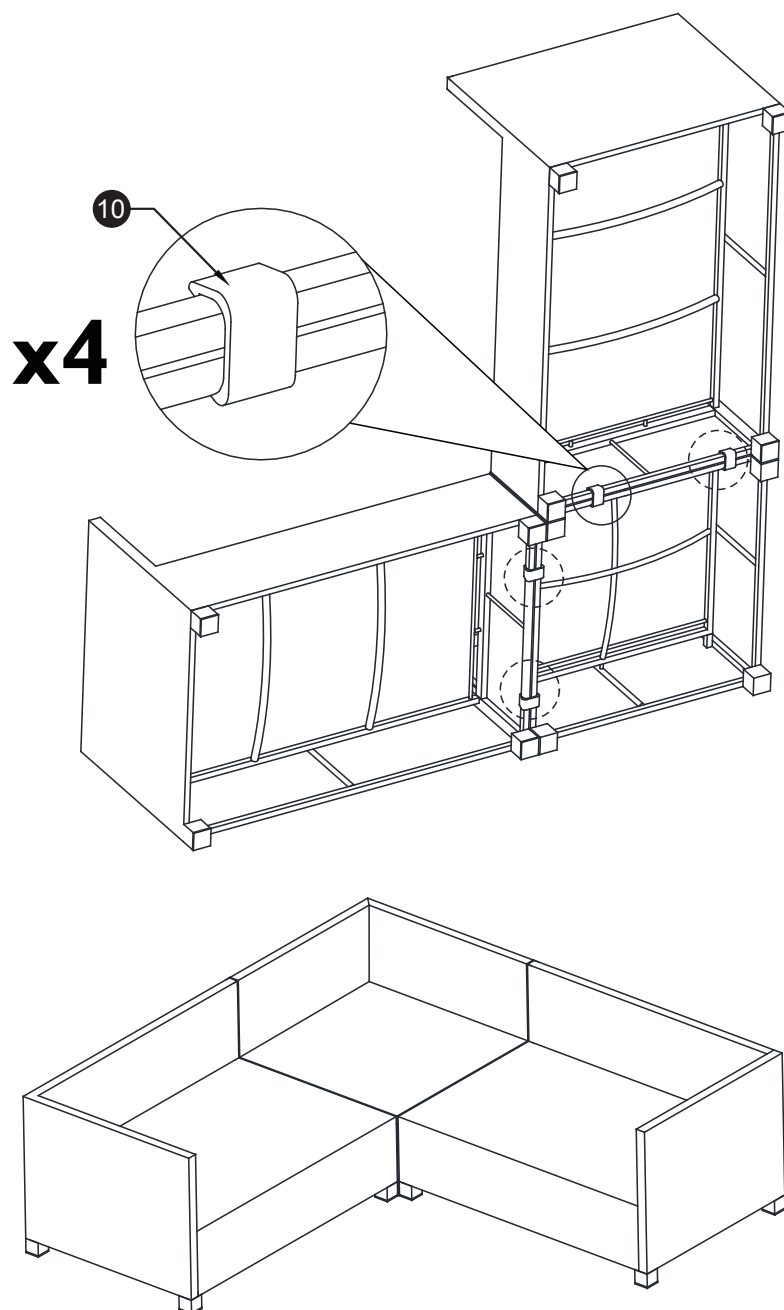
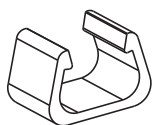
Product assembly

Alora Corner Sofa
820 84721

Step 1

Parts, fittings and tools

10



Care guide

Care and maintenance

This product is made from Aluminum and is suitable for outdoor use.

Please make sure that all surfaces are protected from heat and liquids by mats and coasters. Wipe up any spills immediately and make sure that a mat or pad is placed under any paper if writing.

To extend the product life and appearance it is recommended to store the furniture in a cool dry, well ventilated place such as a garage or shed over winter or during periods of unseasonal weather. Ensure that the furniture is clean and completely dry before putting in to storage. Do NOT enclose the product in a plastic or other non-permeable material as this promotes rust. Cover it with a dust sheet or furniture cover allowing the air to circulate around it.

We recommend that you clean your furniture at the beginning and end of the season. To clean the furniture remove all dirt using mild soap and water. Never use abrasive chemicals or cleaning agents. Rinse thoroughly and allow to dry. Bird droppings and tree sap should be cleaned off immediately.

If your furniture comes with cushions, when not in use it is recommended that they are stored in a clean and dry environment. Wipe up any spills immediately and always refer to the care label which will either be sewn to the back of the cushion or sewn inside if your cushion has a zip closure.

Important safety information

This furniture has been designed for domestic use only.

Furniture can be dangerous if incorrectly installed or assembled, it should be carried out by a competent person.

No liability will be accepted for damage or injury caused by incorrectly installed or assembled furniture. It is recommended that before moving heavy objects to a new location they are completely dis-assembled to avoid personal injury or damage to the furniture. Please be careful to retain all fittings when doing this. Never drag furniture when moving it, always lift it.

Periodically check all fixings to ensure none have come loose and re-tighten where necessary.

Please take care when handling or moving the furniture as careless handling may cause damage or injury.

Ensure that the furniture is always on a solid and level surface at all times.

With all articulated furniture, please exercise care when folding, unfolding and adjusting positions to avoid any possibility of pinched or trapped fingers.

Important safety note:

Do NOT:

Use the chair as a ladder

Stand on the seat of the chair

Climb on the chair

Never tilt the chair and Ensure the chair is always placed firmly on a solid level surface.

Warning:

Do not place very hot or very cold items directly on glass surfaces.

Do not sit or stand on glass surfaces.

Do not strike the glass with hard or pointed items, or use the glass as a chopping surface.

Do not use washing powder or any other substances containing abrasives, as these scratch the glass.

Your feedback is very important to us and we would love to hear your comments on your new furniture. Please visit our website to leave a review. Thank you.

Retain these instructions for future reference.

John Lewis Partnership
171 Victoria Street
London SW1E 5NN
johnlewis.com

