

Product information

- Indoor use only
- 3 step dimmable
- Clean the fitting with a soft dry cloth. Do not use abrasive chemical cleaners as this will damage the finish
- This product contains a Li-ion battery


Aftercare and Troubleshooting

Please note the touch sensor will use a small amount of current at all times and will slowly drain the battery even when the light is off.

If you find the lamp turning itself off, even when the product is put on charge, it means the battery has been almost completely drained and needs initial charging before the lamp can be switched on again. Please refer to Step 3.

If there are technical issues with this product that you are unable to resolve, please contact your nearest John Lewis & Partners shop or call Technical Support on 03301 230106.

Specification

Max power: 2W
2700K 159Lm
INPUT Max.: 10W DC 5V 2A
Battery: 3.7V 5400mAh
IP rating: 20
Weight: 0.69kg
Charging time: 3 hours when fully discharged
Time in use: 8 hours on full brightness
Direct current 




Non-replaceable light source

2-year guarantee

At John Lewis & Partners we test every light to high quality standards. That means we can offer you a 2-year guarantee.

Recycling

This symbol  indicates that this product should not be treated as normal household waste and it should be recycled. John Lewis & Partners do not operate instore take back, but as members of the Distributor Take Back scheme have funded the development and upgrade of recycling facilities across the UK. Please take it to your nearest collection facility or for further details contact your local council or visit www.recycle-more.co.uk.

John Lewis plc
SW1V 2QQ
johnlewis.com


Made in China



Please retain these instructions for future reference.



MODERN SCALLOP TABLE LAMP USER GUIDE



70670424
70670425

Getting started

Thank you for purchasing this John Lewis & Partners product. For your safety, and to make sure everything is working properly, please read the instructions carefully before use.

Warnings

This product is battery powered and the internal battery is recharged via a supplied USB-A to USB-C cable.

This product should only be connected to equipment of Class II or class III. Batteries are only to be charged by persons over 8 years of age.

Only charge via a input max. 10W DC 5V 2A SELV plug-in adapter (phone charger or similar USB outlet).

Power supply or battery charger used with the product shall be regularly examined for damage to the supply cord, plug, enclosure or other parts, and in the event of damage, it shall not be used until the damage has been repaired.

This product is for indoor use only, and not suitable for a bathroom or outdoor location. Do not plug this product directly into the mains or by other means other than the supplied cable.

This product is not suitable for children under 3 years of age.

The battery must not be opened, destroyed or incinerated.

The battery in this product is non-replaceable and if damage occurs must be disposed of responsibly.

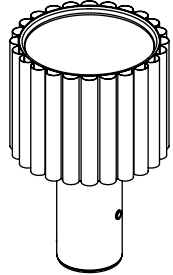

The light source in this product is non-replaceable and when the light source reaches its end of life or if damage occurs, the product should be disposed of responsibly.

Instructions for Disposal (End-of-Life Management): This product contains a lithium battery which must be disposed of separately from household waste at the end of its life. To protect the environment and human health, please ensure proper disposal of this battery and the product.

Information for Recyclers: To ensure safe and efficient recycling, the battery should be removed by trained professionals in accordance with local regulations and industry best practices for lithium battery recycling.

John Lewis & Partners are committed to responsible sourcing of raw materials used in our products, including lithium batteries. We adhere to robust due diligence policies to prevent and mitigate social and environmental risks throughout our supply chain, in accordance with Regulation (EU) 2023/1542.

Parts list

Description	Image	Quantity
Light fitting		x 1
USB cable		x 1

Product assembly

Step 1

Carefully unpack the carton, making sure all the parts are present before assembly.

Step 2

Connect the USB cable to the product (A) and to a USB outlet (B) (phone charger or similar USB outlet rated input max. 10W DC 5V 2A).

Step 3

Charge the battery before first use. Ensure the product is fully charged before operating. The light indicator on button (D) will turn green when fully charged and the red charging indicator (C) will turn off. Your table lamp is now ready for use.

To operate the on/off dimmer, just touch the button (D). (one touch brightest, second touch brighter, third touch low light level and fourth to turn off).

When used on the brightest setting the light will start to dim after 8 hours of use. Top up the battery by charging the lamp until the light turns green.

Always unplug after charging. Do not use while charging to extend battery life.

