

PARASOL 2.7M/ 2.7M WOOD EFFECT PARASOL USER GUIDE



Product Code:

82011805
82011809
82011813
82011842
82011843
82011844

Getting started

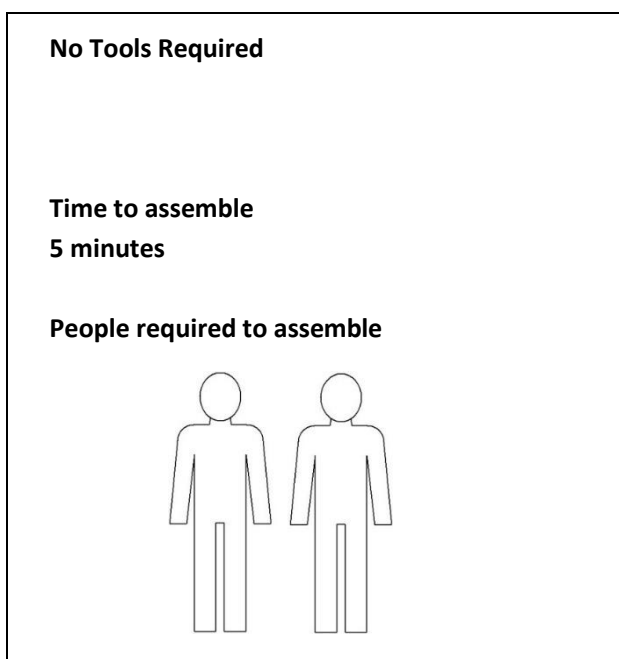
Thank you for purchasing the Parasol 2.7M/ 2.7M Wood Effect Parasol. Please read the instructions and warnings carefully before use, to ensure safe and satisfactory operation of this product.

At John Lewis, we are committed to making great products possible. From our in-house Design Team, to our Buyers, we work together to bring great design to life.

Our expert Product Technologists work collaboratively with our buyers and suppliers to assure the legality, safety and quality of the product we sell.

We are all committed to designing and developing products to the highest industry standards. We hope you are happy with your product and welcome any feedback or comments you may have.

John Lewis & Partners



Important safety information

Warnings

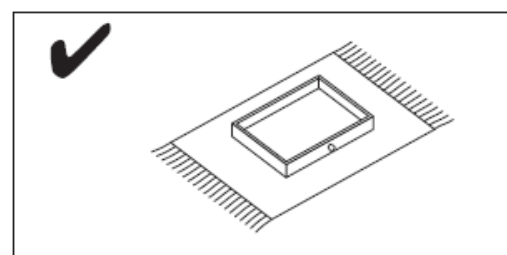
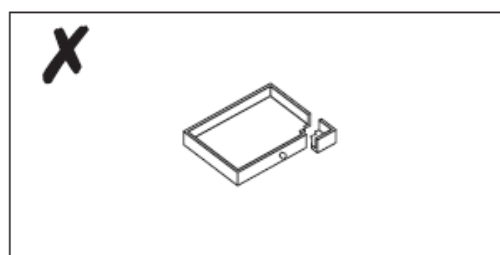

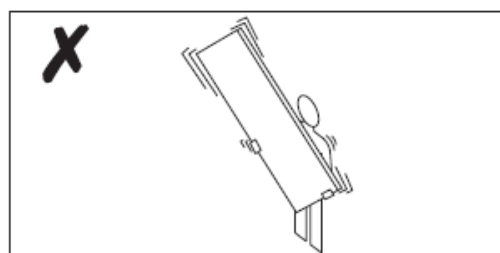
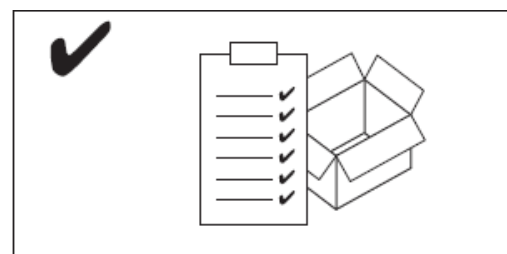
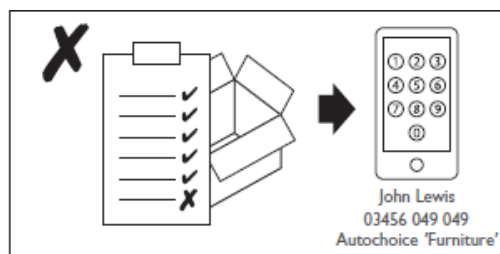
- △The product should only be used on firm, level ground.
- △Keep small parts out of reach of children.
- △Ensure the product is fully assembled as illustrated before use.
- △Parasol should not be used in high winds or during inclement weather.
- △This parasol must always be weighted with a suitable base weighing a minimum of 20 kg, even when closed.
- △When not in use, the parasol canopy should be closed and securely tied.

Do's

- ✓ Check the pack and make sure you have all the parts listed.

Don'ts

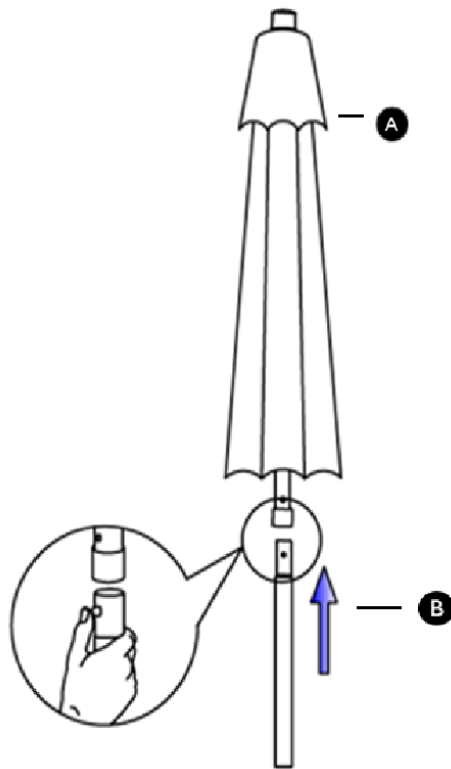
- ✗ Do not over tighten the crank as this can damage the mechanism.
- ✗ Do not stand on the product.



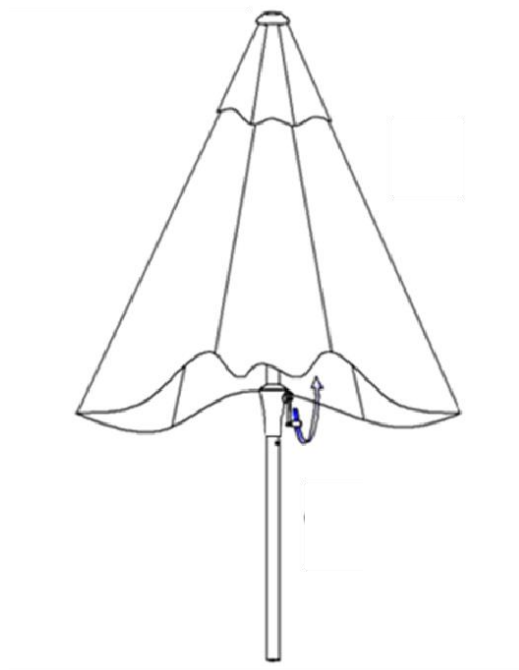
Fittings and parts checklist

No.	Picture	Name	Qty
A		Canopy Section	1
B		Lower Pole	1

Step 1



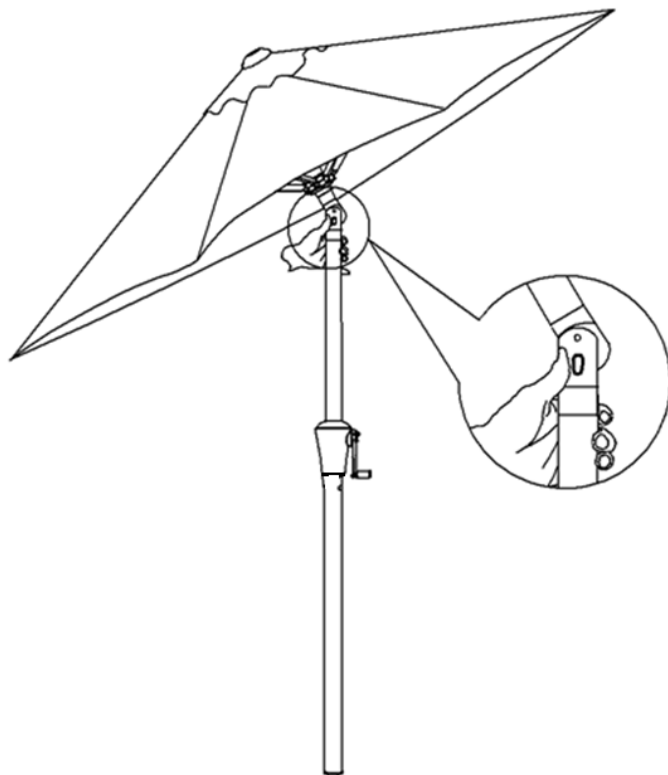
Step 2



Step 3



Step4



Care and maintenance

- This product is made from powder coated steel / aluminium and polyester and is suitable for outdoor use.
- Do not overtighten the crank as this can damage the mechanism.
- To extend the product life and appearance it is recommended to store the parasol in a cool dry, well-ventilated place such as a garage or shed over winter or during periods of unseasonal weather.
- Ensure that the parasol is clean and completely dry before putting in to storage. Do not enclose the product in a plastic or other non-permeable material as this promotes rust. Cover it with a dust sheet or furniture cover allowing the air to circulate around it.
- We recommend that you clean your parasol at the beginning and end of the season. To clean the parasol remove all dirt using mild soap and water. Never use abrasive chemicals or cleaning agents. Rinse thoroughly and allow to dry. Bird droppings and tree sap should be cleaned off immediately.

Safety

- This parasol has been designed for domestic use only.
- Parasol can be dangerous if incorrectly installed or assembled, it should be carried out by a competent person.
- No liability will be accepted for damage or injury caused by incorrectly installed or assembled parasols.
- Parasols should not be used in high winds or during inclement weather.
- This parasol must always be weighted with a suitable base, even when closed.
- When not in use, the parasol canopy should be closed and securely tied.
- Never drag a parasol when moving it, always lift it.
- Periodically check all fixings to ensure none have come loose and re-tighten where necessary.
- Please take care when handling or moving the parasol as careless handling may cause damage or injury.
- Ensure that the parasol is always on a solid and level surface at all time.
- With all parasols, please exercise care when folding, unfolding and adjusting positions to avoid any possibility of pinched or trapped fingers.
- Please do not excessively tilt or sway this canopy. Please do not hang items from or swing from the canopy as this will cause tipping.

Your feedback is very important to us and we would love to hear your comments on your new furniture. Please visit our website to leave a review. Thank you.