






Product information	<ul style="list-style-type: none"> <li>• Suitable for outdoor use</li> <li>• 3 step dimmable</li> <li>• Clean the fitting with a soft dry cloth. Do not use abrasive chemical cleaners as this will damage the finish</li> <li>• This product contains Li-ion batteries</li> </ul>
---------------------	--

Aftercare and Troubleshooting	<p>Please note the switch will use a small amount of current at all times and will slowly drain the battery even when the light is off.</p> <p>If you find the lamp turning itself off, even when the product is put on charge, it means the battery has been almost completely drained and needs initial charging before the lamp can be switched on again. Please refer to Step 3.</p> <p>If there are technical issues with this product that you are unable to resolve, please contact your nearest John Lewis &amp; Partners shop or call Technical Support on 03301 230106.</p>
-------------------------------	---

Specification	<p>Max power: 3W LED  3000K 190Lm  INPUT Max.: 5W DC 5V 1A  Battery: 3.7V 4400mAh  IP rating: 44  Weight: 0.80kg  Charging time (using USB cable): 5-7 hours when fully discharged  Time in use: approx. 6-7 hours on full brightness  Direct current </p> <div>   Non-replaceable light source </div>
---------------	---

2-year guarantee	<p>At John Lewis &amp; Partners we test every light to high quality standards. That means we can offer you a 2-year guarantee.</p>
------------------	--

Recycling	<p>This symbol  indicates that this product should not be treated as normal household waste and it should be recycled. John Lewis &amp; Partners do not operate instore take back, but as members of the Distributor Take Back scheme have funded the development and upgrade of recycling facilities across the UK. Please take it to your nearest collection facility or for further details contact your local council or visit <a href="http://www.recycle-more.co.uk">www.recycle-more.co.uk</a>.</p>
-----------	---



Product Code:  
70684015  
70684018  
70684032

Getting started

Thank you for purchasing this John Lewis & Partners product. For your safety, and to make sure everything is working properly, please read the instructions carefully before use.

Warnings

This product is battery powered and the internal battery is recharged via a supplied USB-A to USB-C cable.

This product should only be connected to equipment of Class II or class III.

Batteries are only to be charged by persons over 8 years of age.

Only charge via input max. 5W DC 5V 1A SELV plug-in adapter (phone charger or similar USB outlet).

The light source of this luminaire is not replaceable and when the light reaches its end of life or if damage occurs the whole luminaire shall be scrapped.

This product is rated IP44 and is suitable for outdoor use.



Do not plug this product directly into the mains or by other means other than the supplied cable.

This product must be situated indoors when recharged via mains power. The rubber cover must be pushed back and pressed tightly after the product has fully charged and before outdoor use.

The battery must not be opened, destroyed or incinerated.

The battery in this product is non-replaceable and if damage occurs must be disposed of responsibly.

Parts list

Description	Image	Quantity
Light fitting		x 1
USB cable		x 1

Product assembly

Step 1

Carefully unpack the carton, making sure all the parts are present before assembly.

Step 2

Connect the USB cable to the product (A) and to a USB outlet (B) (phone charger or similar USB outlet rated input max. 5W DC 5V 1A).

Step 3

Charge the battery, which is already fitted to the product before first use.

Ensure the product is fully charged before operating. Replace the rubber cover and press tightly in place to prevent moisture ingress into the socket.

The light indicator (C) will turn from red to green when fully charged.

Your table lamp is now ready for use.

To operate the on/off dimmer, touch the button (C) on the underside of the shade.

(one touch low light level, second touch brighter, third touch brightest and fourth to turn off).

Top up the battery by charging the lamp until the light turns green (approx. 5-7 hours).

Always unplug after charging. Do not use while charging to extend battery life.

