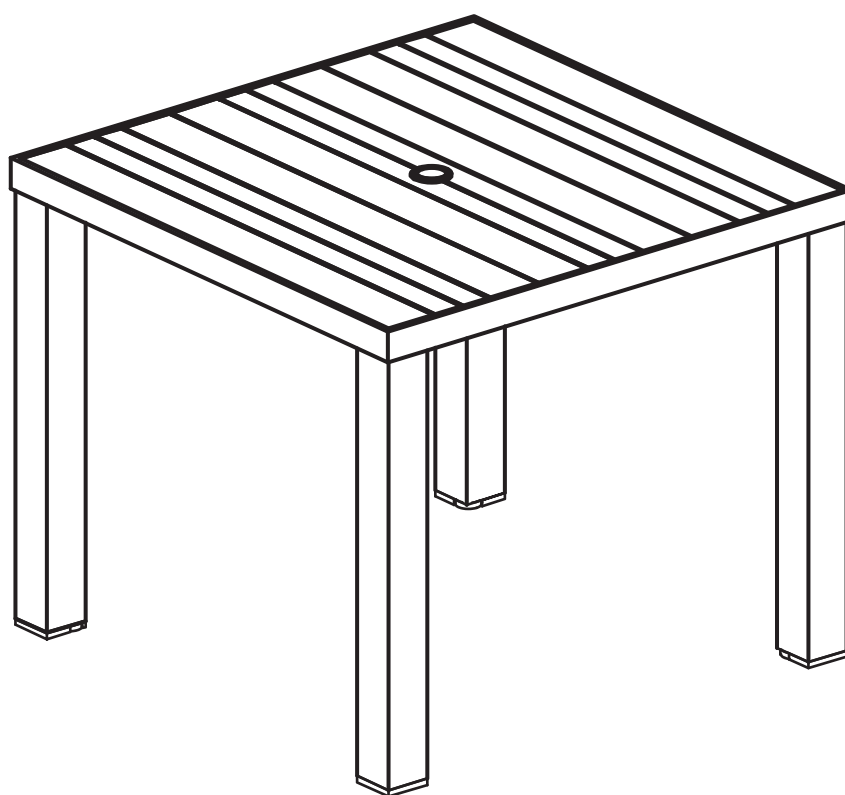


Platform 4 seat dining set-table

Stock number: 82006905

82006914

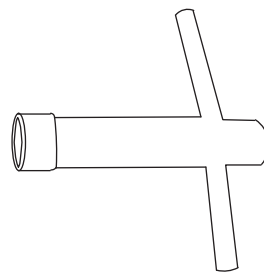


H76 W90 D90 cm

Thank you for purchasing this Platform 4 seat dining set-table. Please read the instructions and warnings carefully before use, to ensure safe and satisfactory operation of this product. At John Lewis, we are committed to making great products possible. From our outdoor furniture Design Team, to our Buyers, we work together to bring great design to life. Our expert Product Technologists work collaboratively with our buyers and suppliers to assure the legality, safety and quality of the product we sell. We are all committed to designing and developing products to the highest industry standards. We hope you are happy with your product and welcome any feedback or comments you may have.

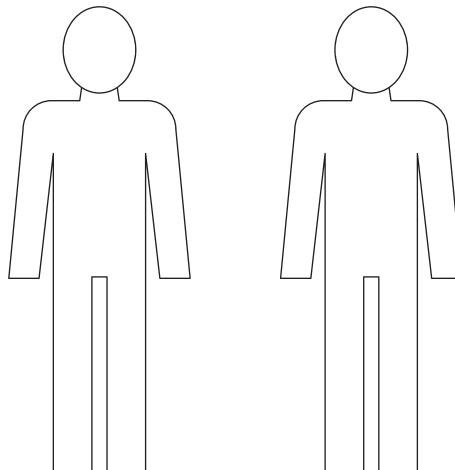
The John Lewis Team

Tools required



Time to assemble
20 Mins

People to assemble



Important safety information

Warnings

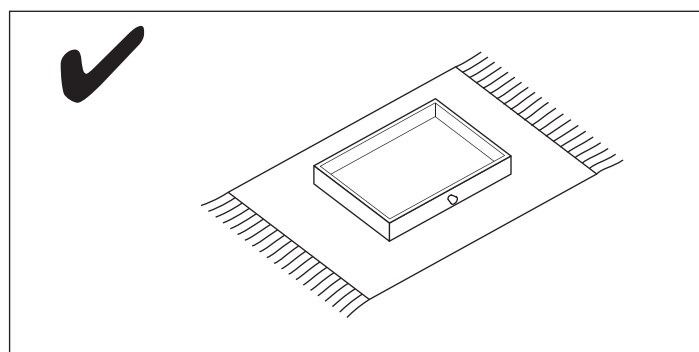
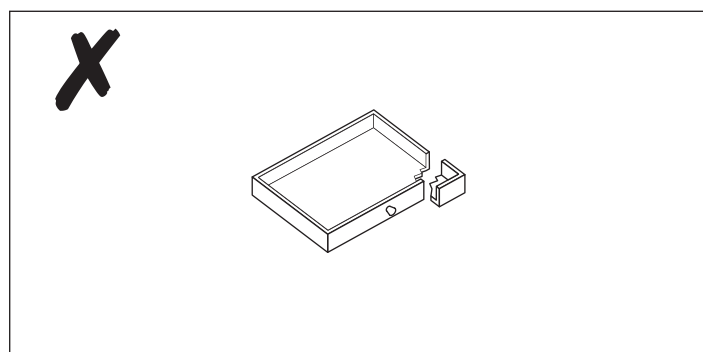
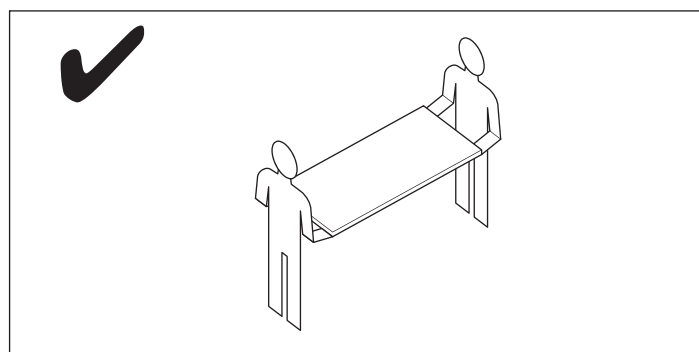
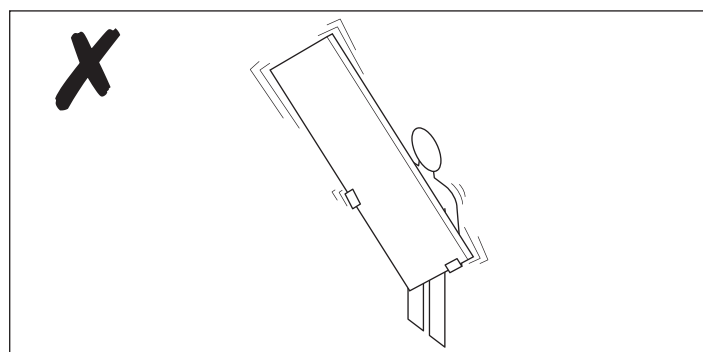
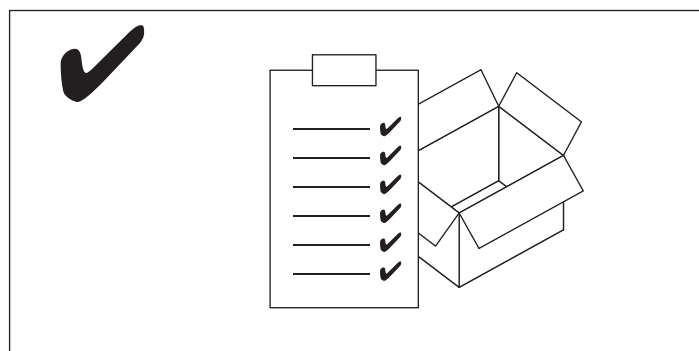
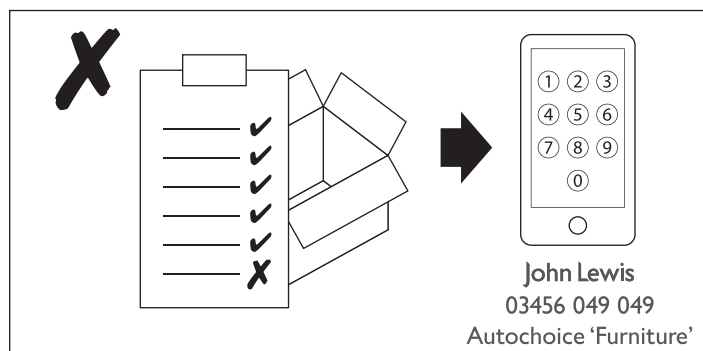
- ⚠ The product should only be used on firm, level ground.
- ⚠ Keep small parts out of reach of children.
- ⚠ Ensure the product is fully assembled as illustrated before use.

Do's

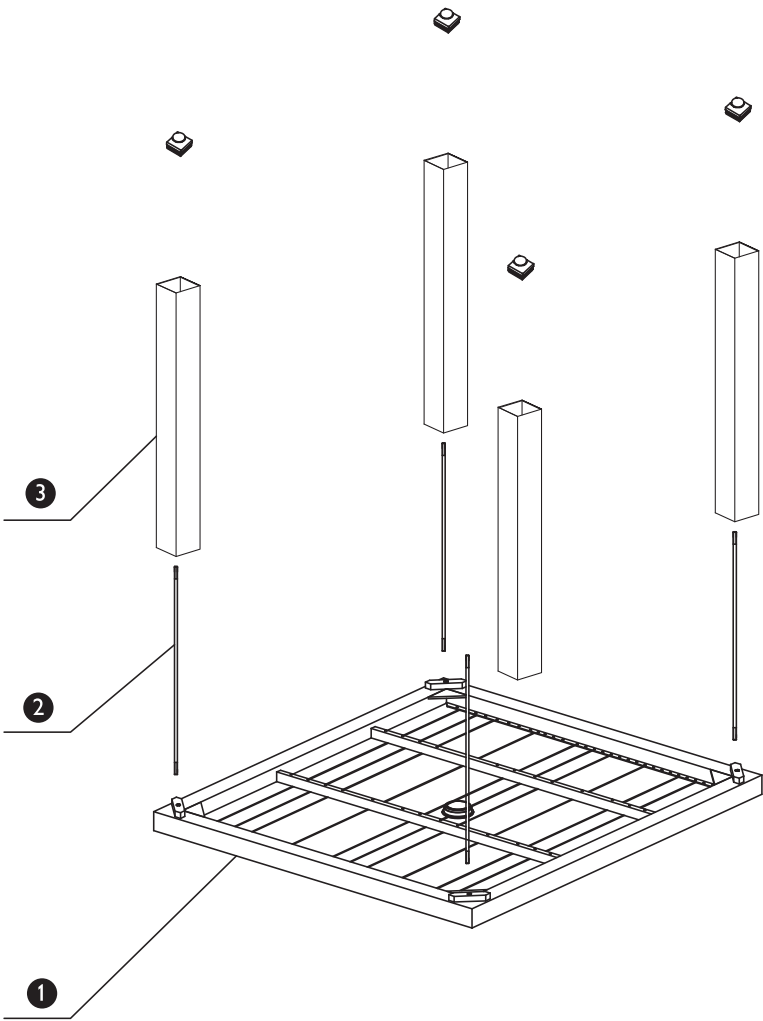
- ✓ Check the pack and make sure you have all the parts listed. Missing a part? We have spareparts available, please call our Furniture Aftercare Partners.
- ✓ Check all screws or bolts are tightened and inspect regularly.
- ✓ Make sure the legs remain in contact with the ground at all times.

Don'ts

- ✗ Do not over tighten screws or bolts.
- ✗ Do not stand on the product.
- ✗ Do not use power tools to construct as overtightening and panel failure may occur.



Your table

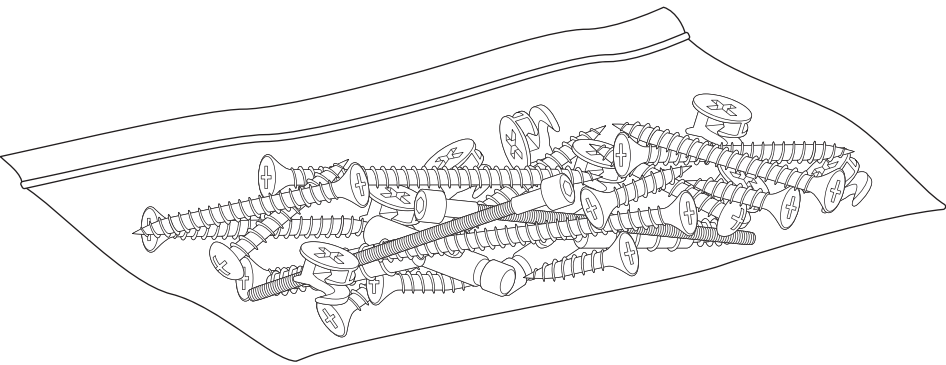


Ref	Description	Dimensions	Qty
1	Table top	902 x 902x 50mm	1
2	Screw stem	673 x 10mm	4
3	Leg frame	75 x 75 x 700mm	4

Internal dimensions

Stock number: 82006905
82006914
Table overall size: H76 W90 D90 cm

Fixtures and fittings



Fixtures and fittings
supplied (not actual size)

Ref	Description	Dimensions	Qty	
A	Washer	11.5 x 0.8mm	4	
B	Washer	11.5 x 1.5mm	4	
C	Nut	16 x 8mm	8	
D	Leg pad	75 x 75 x 30mm	4	
E	Socket spanner		1	

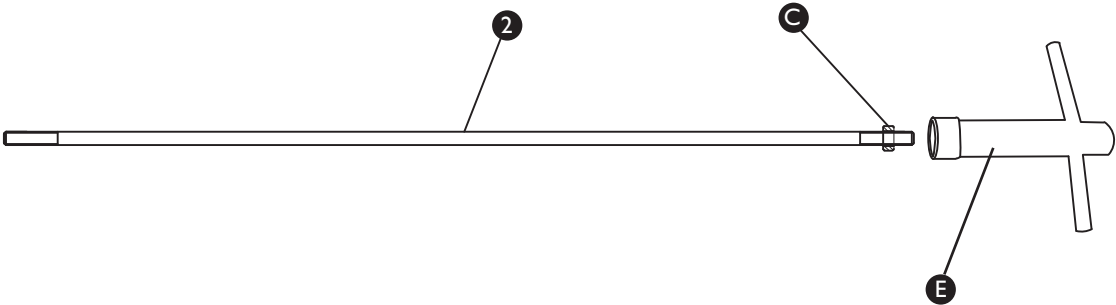
Product assembly

Platform 4 seat dining set-table
82006905
82006914

Step 1

Parts, fittings and tools

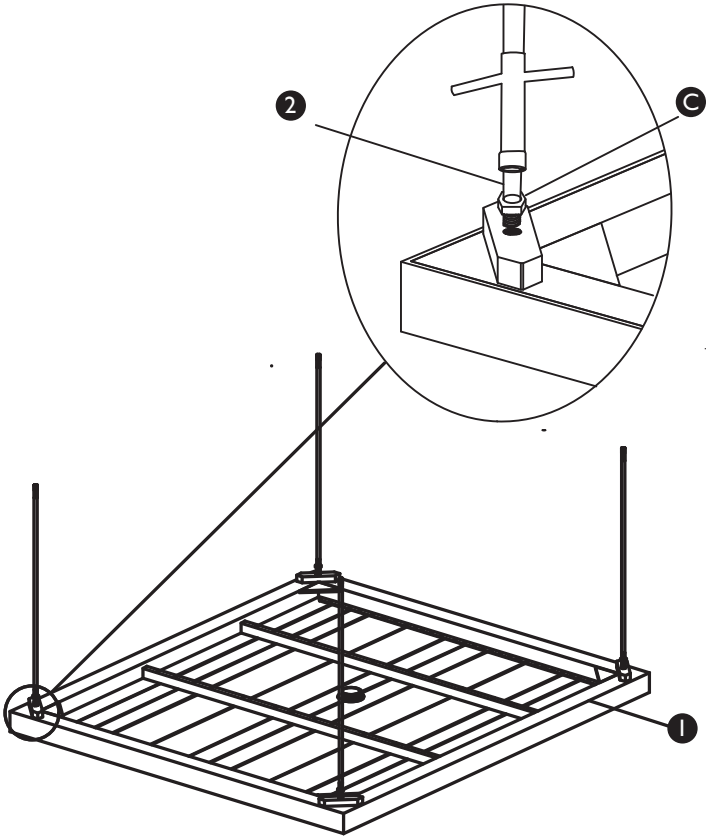
- C
- E
- 2



Step 2

Parts, fittings and tools

- C
- I
- 2

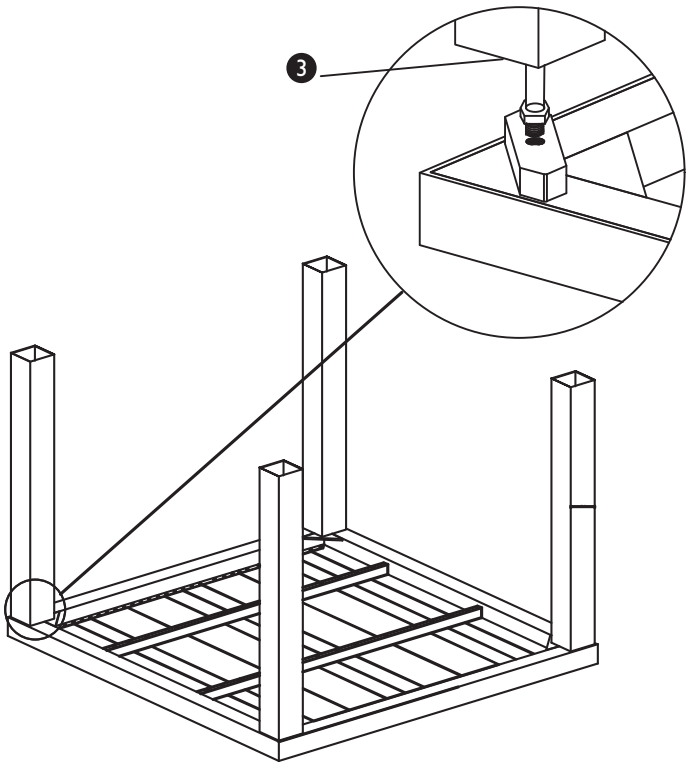


Please use the socket spanner
to tighten the nuts.

Step 3

Parts, fittings and tools

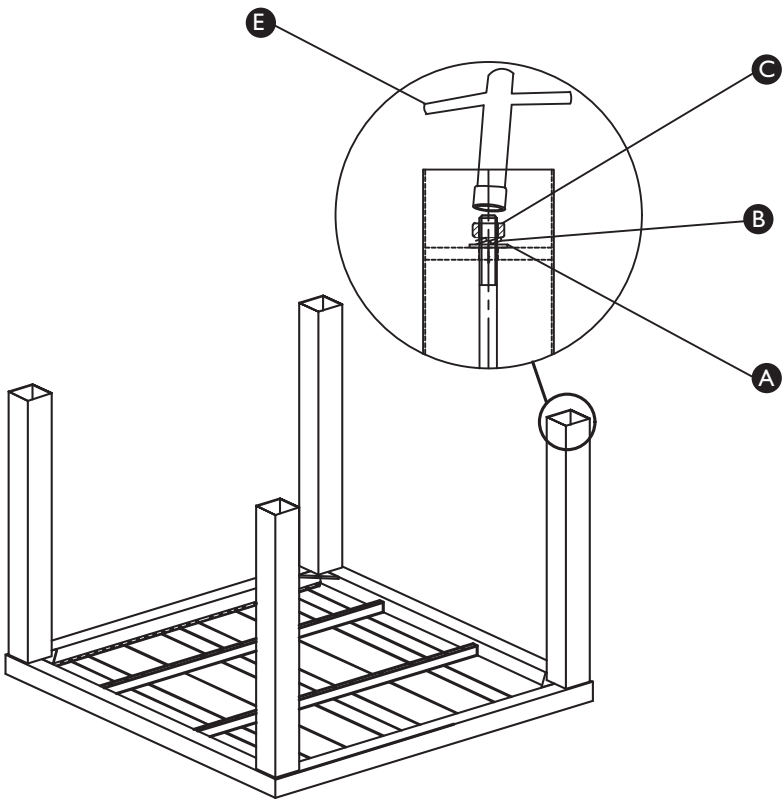
- 1
- 2
- 3



Step 4

Parts, fittings and tools

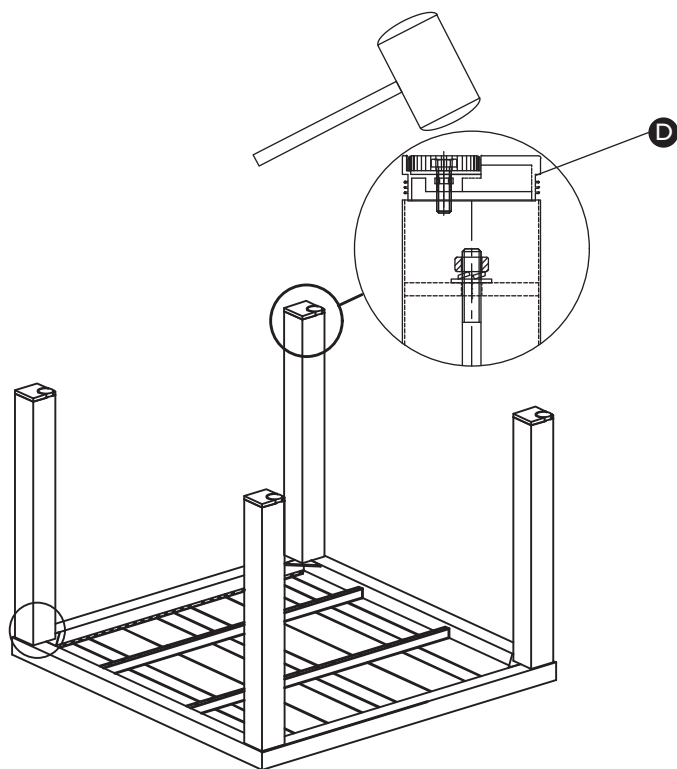
- A
- B
- C
- E
- I
- 2
- 3



Step 5

Parts, fittings and tools

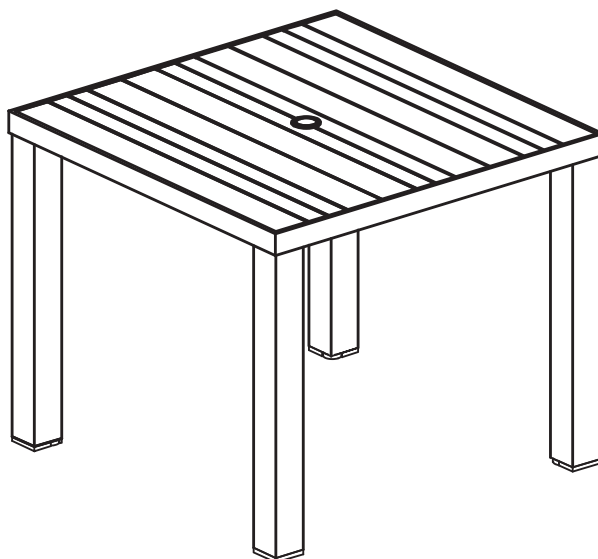
1 2 3 D



Step 6

Parts, fittings and tools

1 2 3



Turn over the table and now the table is ready to use.

Care guide

Care and Maintenance

Do not use a wire brush when removing dirt from this item as it may damage the paint leaving the surface open to corrosion.

To extend the product life and appearance it is advisable to store the furniture in a cool dry place over winter. Ensure that the furniture is clean and completely dry before putting in to storage. Do NOT enclose the product in a plastic or other non-permeable material as this creates moisture.

Safety Instructions

Never drag furniture when moving it, always lift it.

Periodically check all fixings to ensure none have come loose and re-tighten where necessary.

Please take care when handling or moving the furniture as careless handling may cause damage or injury.

This furniture has been designed for domestic use only.

Do not use the table as a ladder.

Furniture can be dangerous if incorrectly installed. Assembly should be carried out by a competent person. No liability will be accepted for damage or injury caused by incorrectly installed or assembled furniture.

The product should not be combined with the parasol. The parasol will be used with a separate base.

Your feedback is very important to us and we would love to hear your comments on your new furniture. Please visit our website to leave a review. Thank you.