


JOHN  
LEWIS  
& PARTNERS

# Flat Rope Weave Corner Sofa

Stock number: 820 81802



H73 W222 D80.5cm  
H73 W137 D80.5cm

Thank you for purchasing the Flat Rope Weave Corner Sofa. Please read the instructions and warnings carefully before use, to ensure safe and satisfactory operation of this product.

At John Lewis, we are committed to making great products possible.

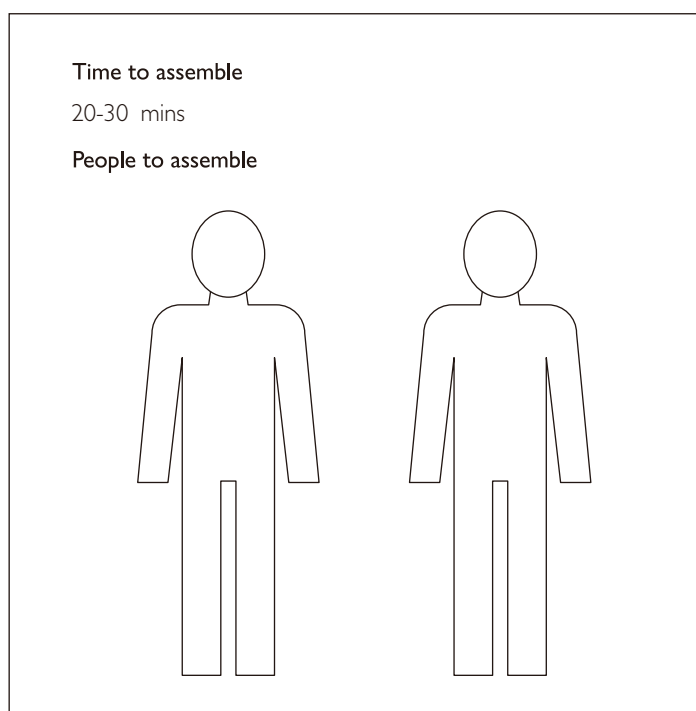
From our outdoor Furniture Design Team, to our Buyers, we work together to bring great design to life.

Our expert Product Technologists work collaboratively with our buyers and suppliers to assure the legality, safety and quality of the product we sell.

We are all committed to designing and developing products to the highest industry standards.

We hope you are happy with your product and welcome any feedback or comments you may have.

The John Lewis Team



# Important safety information

## Warnings

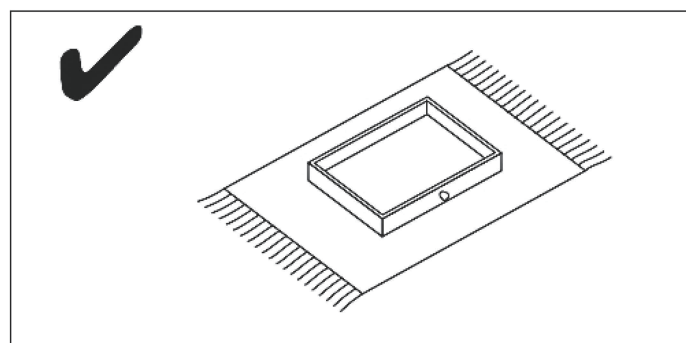
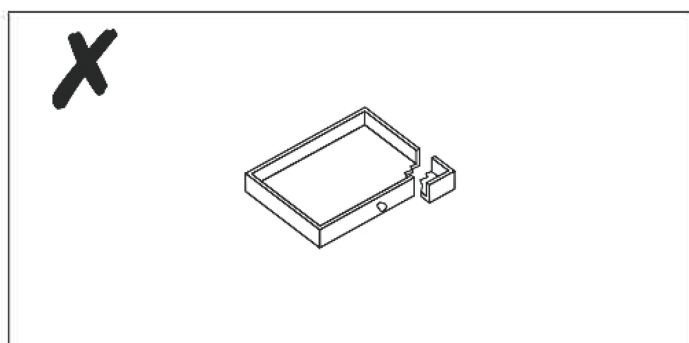
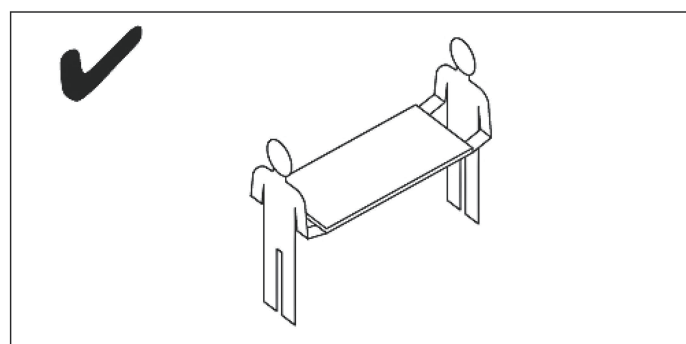
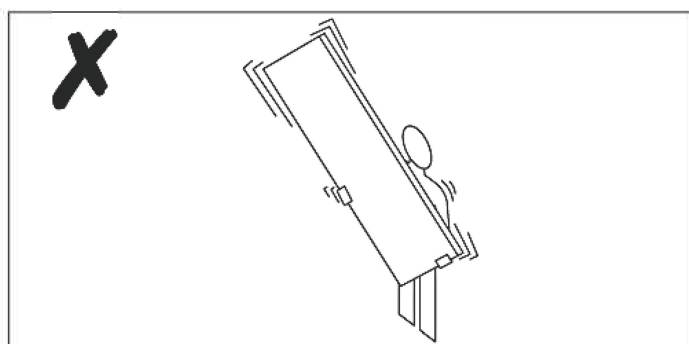
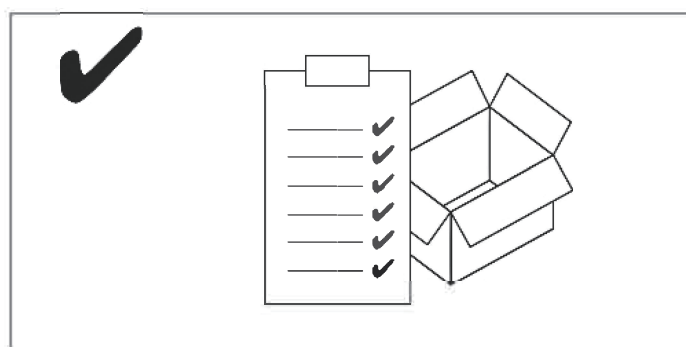
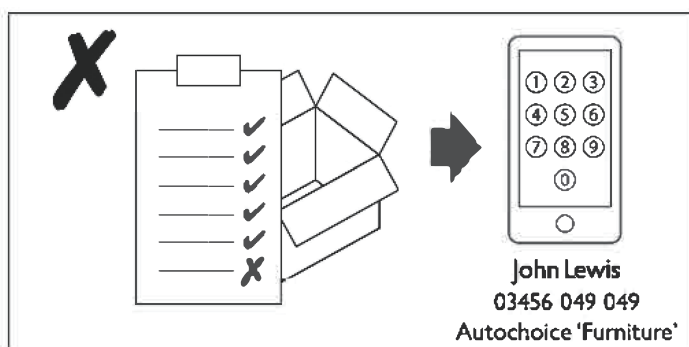
- ⚠ The product should only be used on firm, level ground.
- ⚠ Keep small parts out of reach of children.
- ⚠ Ensure the product is fully assembled as illustrated before use.

## Do's

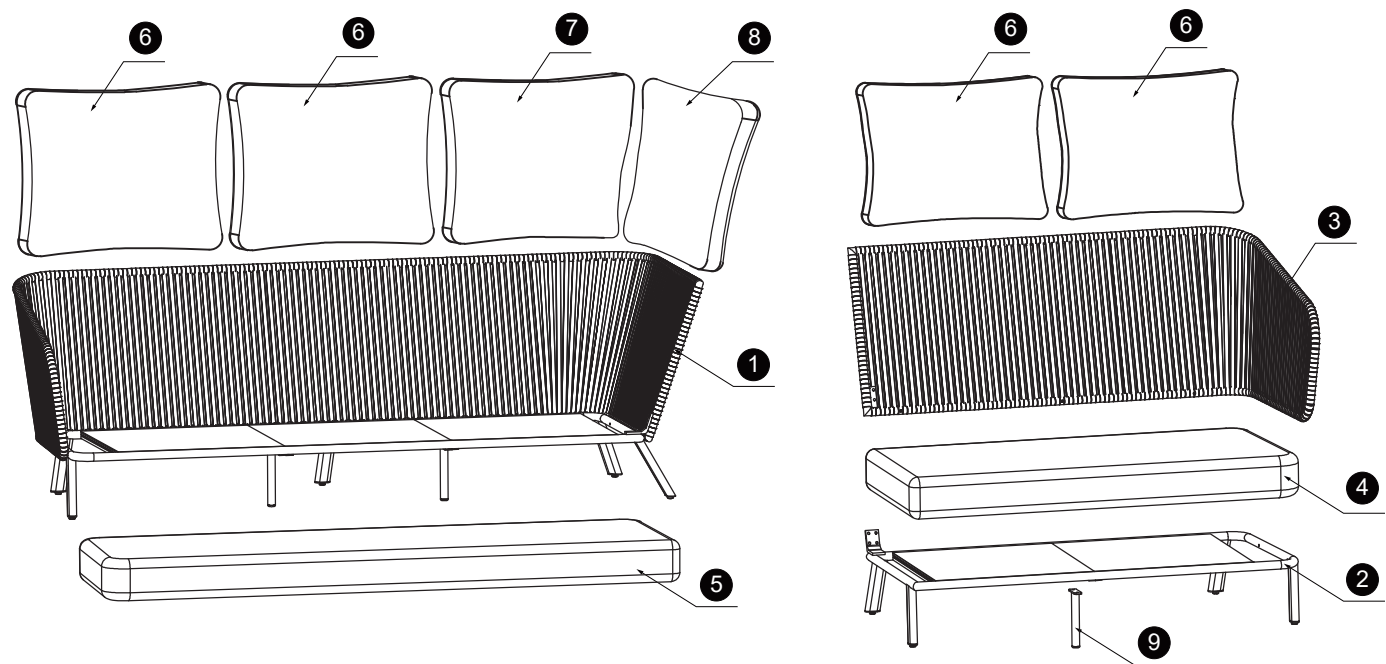
- ✓ Check the pack and make sure you have all the parts listed.
- ✓ Spare parts are available, please contact our Furniture Aftercare Team on 03456 049 049 if you need assistance
- ✓ Check all screws or bolts are tightened and inspect regularly.
- ✓ Make sure the legs remain in contact with the ground at all times.

## Don'ts

- ✗ Do not over tighten screws or bolts.
- ✗ Do not stand on the product.
- ✗ Do not use power tools to construct as overtightening and panel failure may occur.



# Flat Rope Weave Corner Sofa

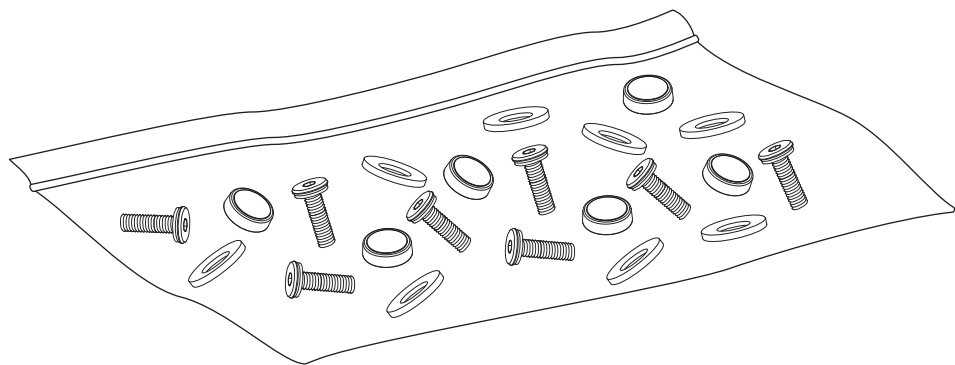


Ref	Description	Dimensions	Qty
❶	Three seater sofa	2220 × 805 × 730MM	1
❷	Two seater sofa seat board	1329 × 715 × 227MM	1
❸	Two seater sofa back board	1400 × 814 × 532MM	1
❹	Two seater sofa cushion	1340 × 620 × 150MM	1
❺	Three seater sofa cushion	1960x630x150MM	1
❻	Back cushion	660x505x80MM	4
❼	Back cushion large	810/660x510x80MM	1
❽	Back cushion small	680/535x510x80MM	1
❾	Middle leg	75 × 25 × 189MM	1

Internal dimensions  
Stock Number: 820 81802  
Overall dimensions: H73 W222 D80.5cm / H73 W137 D80.5cm



# Fixtures and fittings



Fixtures and fittings  
supplied (actual size)

Ref	Description	Dimensions	Qty	mm
				0 10 20 30 40 50 60 70
A	Washer	8.5 x 16 x 1.5mm	11	
B	Screw	M6 x 45mm	5	
C	Screw	M6 x 18mm	4	
D	Screw	M6 x 30mm	2	
E	Screw Cap	16 x 5mm	11	

Fixtures and fittings  
supplied (not actual size)

Ref	Description	Dimensions	Qty	
F	Allen key 4#		1	
G	Connection strap	20 x 400MM	3	

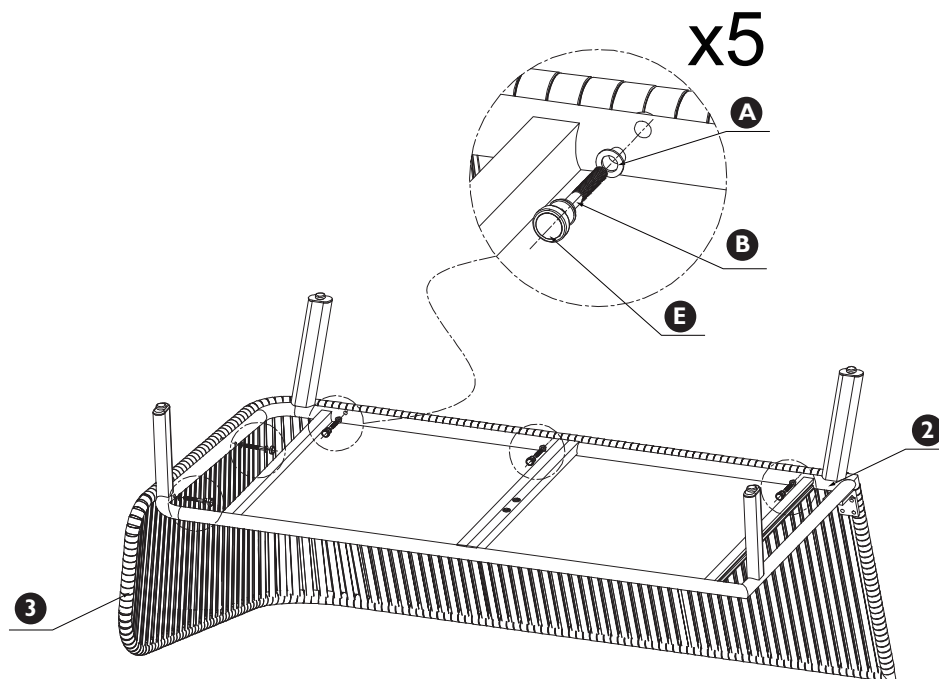
# Operation instruction

Flat Rope Weave Corner Sofa  
820 81802

## Step 1

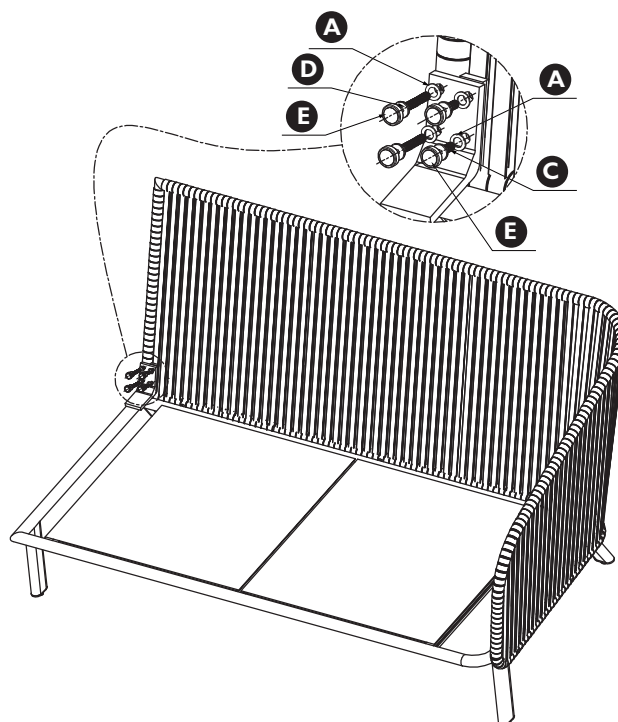
2 3 A B E

**Important: Do not fully tighten all screws until assembly is completed.**



## Step 2

A C D E



Internal dimensions

Stock Number: 820 81802

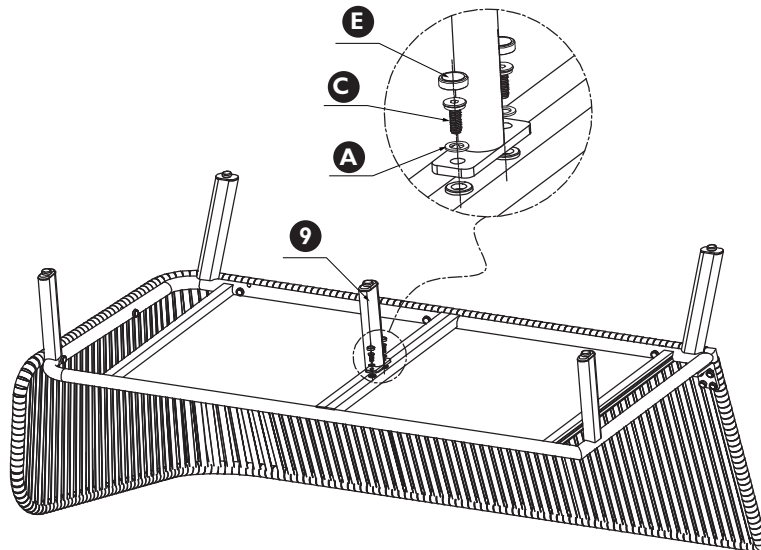
Overall dimensions: H73 W137 D80.5cm

# Operation instruction

Flat Rope Weave Corner Sofa  
820 81802

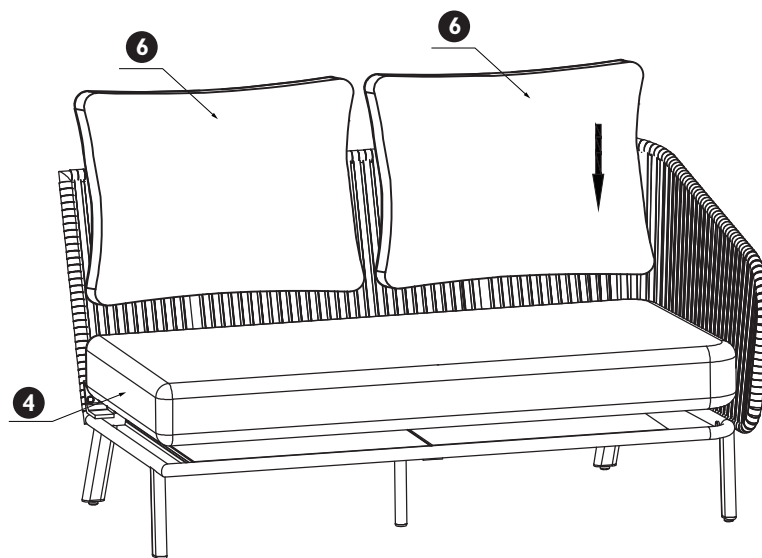
## Step 3

9 A C E



## Step 4

4 6



Internal dimensions

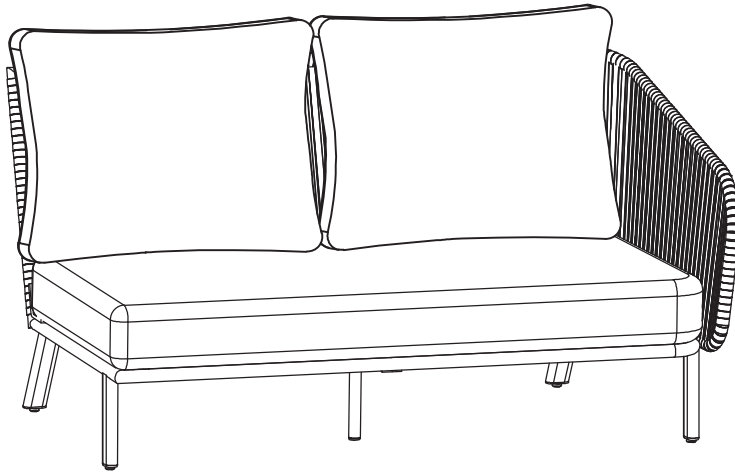
Stock Number: 820 81802

Overall dimensions: H73 W137 D80.5cm

# Operation instruction

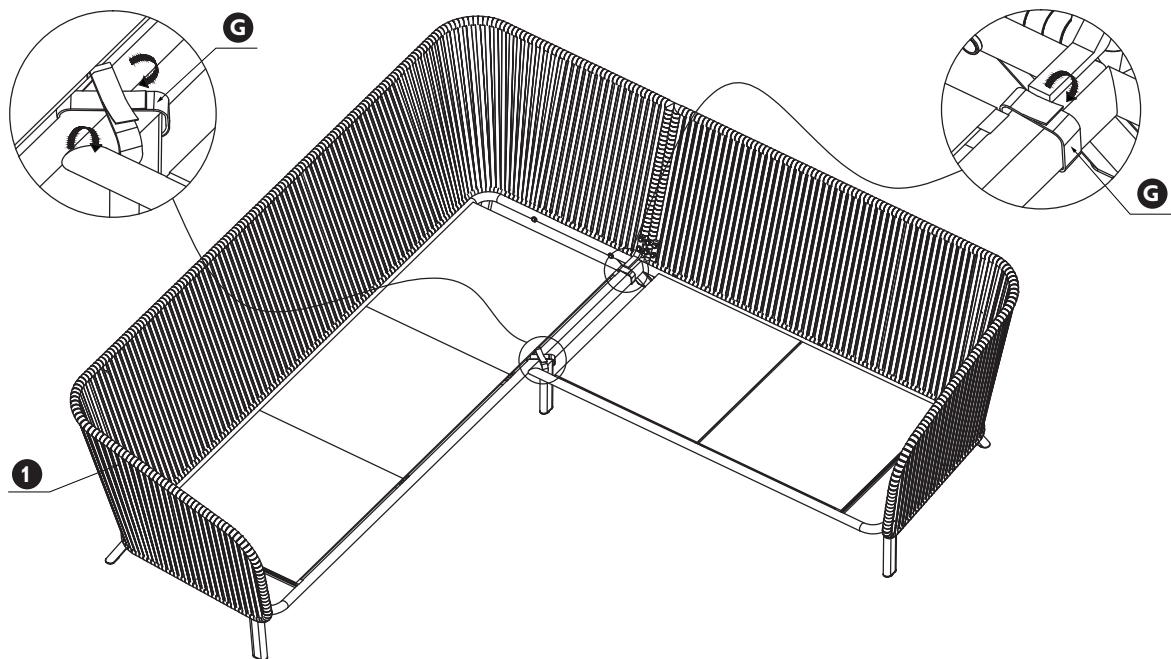
Flat Rope Weave Corner Sofa  
820 81802

## Step 5



## Step 6

1 G



Internal dimensions

Stock Number: 820 81802

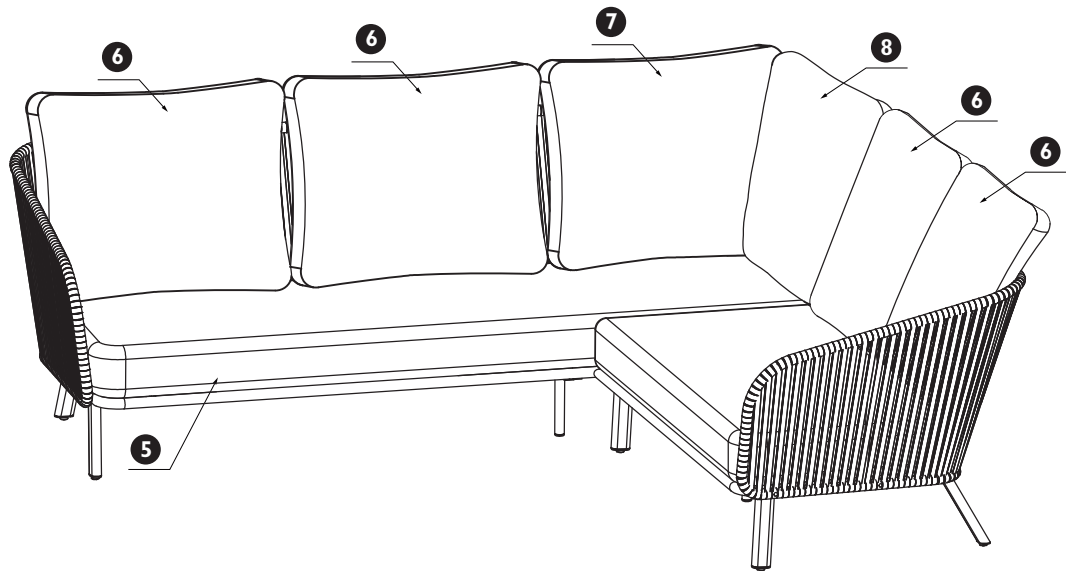
Overall dimensions: H73 W222 D80.5cm / H73 W137 D80.5cm

# Operation instruction

Flat Rope Weave Corner Sofa  
820 81802

## Step 7

5 6 7 8



Internal dimensions

Stock Number: 820 81802

Overall dimensions: H73 W222 D80.5cm / H73 W137 D80.5cm

## Care guide

### Care and maintenance

This product is made from powder coated aluminium and is suitable for outdoor use.

Please make sure that all surfaces are protected from heat and liquids by mats and coasters. Wipe up any spills immediately and make sure that a mat or pad is placed under any paper if writing.

To extend the product life and appearance it is recommended to store the furniture in a cool dry, well ventilated place such as a garage or shed over winter or during periods of unseasonal weather. Ensure that the furniture is clean and completely dry before putting in to storage. Do NOT enclose the product in a plastic or other non-permeable material as this promotes rust. Cover it with a dust sheet or furniture cover allowing the air to circulate around it.

We recommend that you clean your furniture at the beginning and end of the season. To clean the furniture remove all dirt using mild soap and water. Never use abrasive chemicals or cleaning agents. Rinse thoroughly and allow to dry. Bird droppings and tree sap should be cleaned off immediately.

If your furniture comes with cushions, when not in use it is recommended that they are stored in a clean and dry environment. Wipe up any spills immediately and always refer to the care label which will either be sewn to the back of the cushion or sewn inside if your cushion has a zip closure.

### Safety instructions

This furniture has been designed for domestic use only.

Furniture can be dangerous if incorrectly installed or assembled, it should be carried out by a competent person. No liability will be accepted for damage or injury caused by incorrectly installed or assembled furniture. It is recommended that before moving heavy objects to a new location they are completely dis-assembled to avoid personal injury or damage to the furniture. Please be careful to retain all fittings when doing this.

Never drag furniture when moving it, always lift it.

Periodically check all fixings to ensure none have come loose and re-tighten where necessary.

Please take care when handling or moving the furniture as careless handling may cause damage or injury.

Ensure that the furniture is always on a solid and level surface at all times.

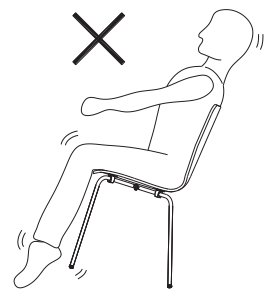
With all articulated furniture, please exercise care when folding, unfolding and adjusting positions to avoid any possibility of pinched or trapped fingers.

#### Important safety note:

Never tilt the chair. Ensure the chair is always placed firmly on the ground.

Regularly check leg attachment and retighten screws as necessary.

Do not use chair if legs are unstable. Please check fixings and tighten as required.



**Your feedback is very important to us and we would love to hear your comments on your new furniture. Please visit our website to leave a review. Thank you.**

Retain these instructions for future reference.