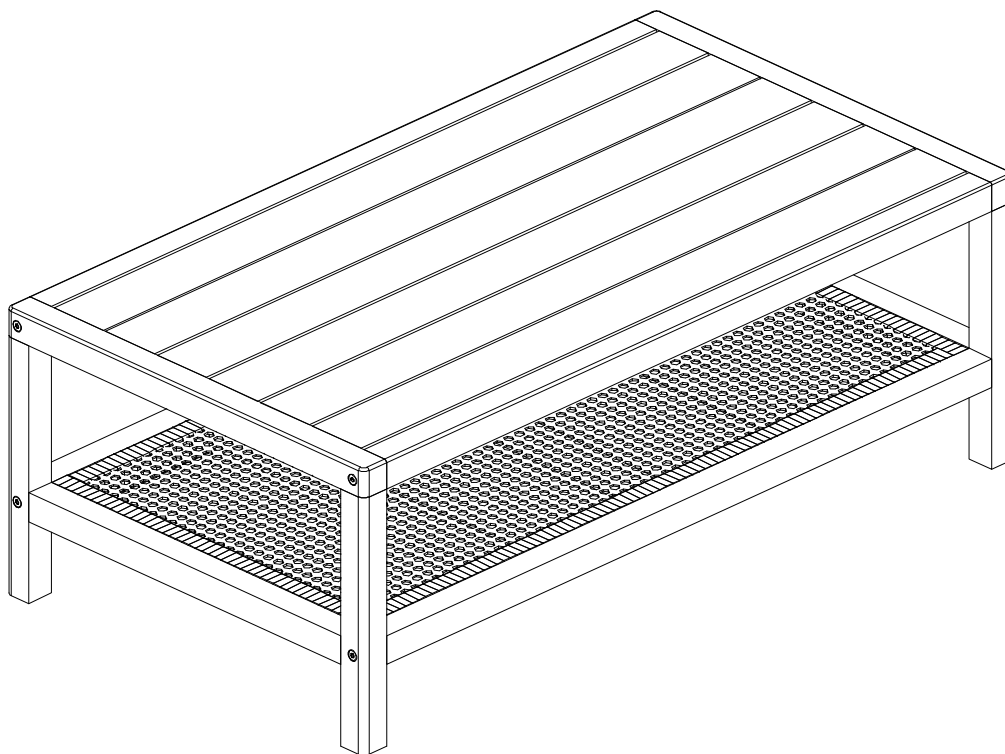


JOHN  
LEWIS  
& PARTNERS

# JL Woven Panel Wooden Coffee Table

Stock number: 82031303




H35 W100 D55cm

Thank you for purchasing the JL Woven Panel Wooden Coffee Table. Please read the instructions and warnings carefully before use, to ensure safe and satisfactory operation of this product. At John Lewis, we are committed to making great products possible. From our in-house Design Team, to our Buyers, we work together to bring great design to life. Our expert Product Technologists work collaboratively with our buyers and suppliers to assure the legality, safety and quality of the product we sell. We are all committed to designing and developing products to the highest industry standards. We hope you are happy with your product and welcome any feedback or comments you may have.

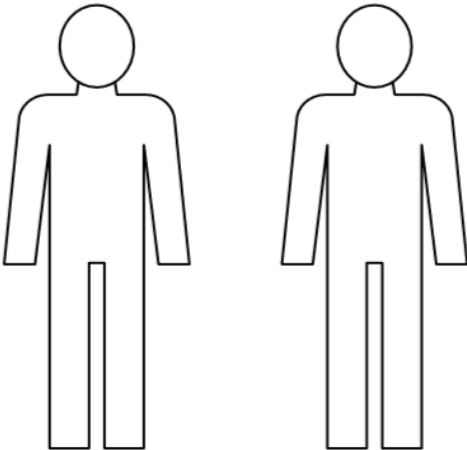
The John Lewis Team

# Tools required



Time to assemble  
15 Min

People to assemble



# Important safety information

## Warnings

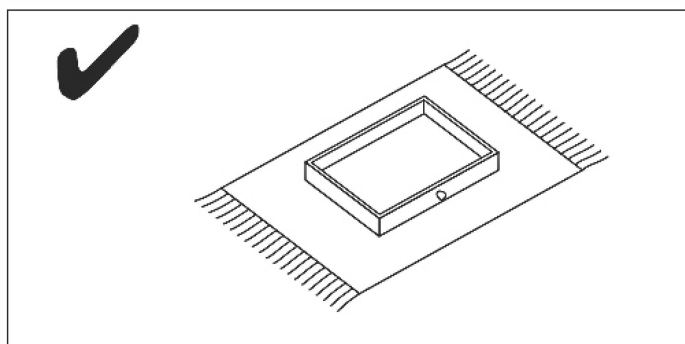
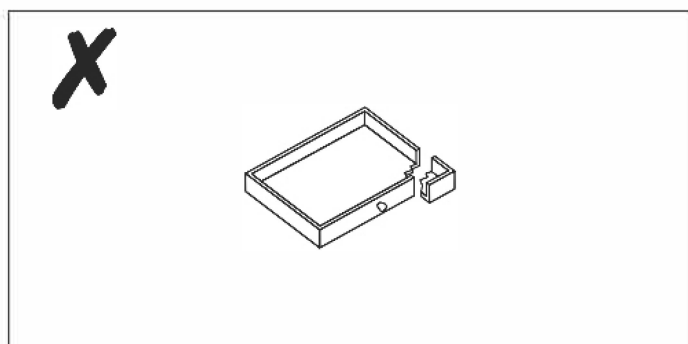
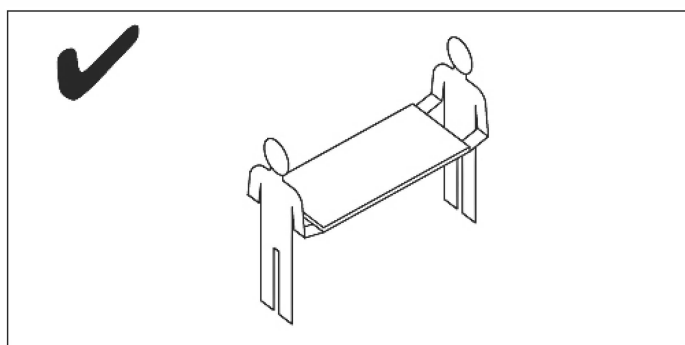
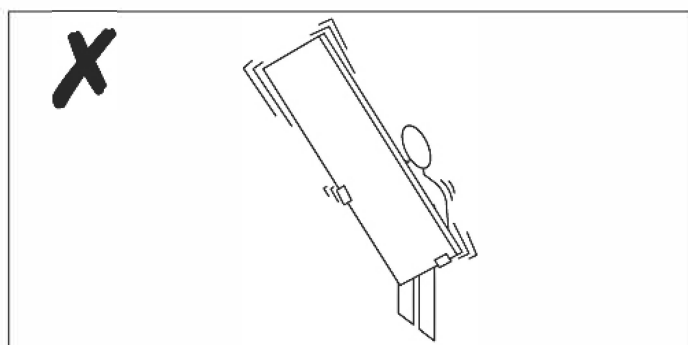
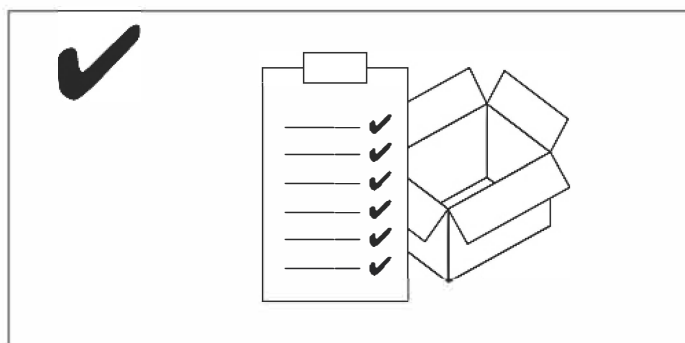
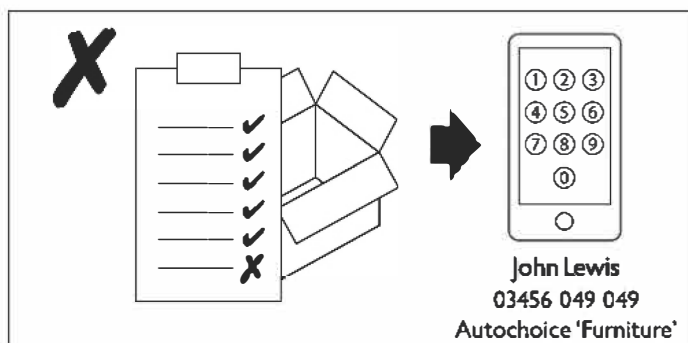
- ⚠ The product should only be used on firm, level ground.
- ⚠ Keep small parts out of reach of children.
- ⚠ Ensure the product is fully assembled as illustrated before use.

## Do's

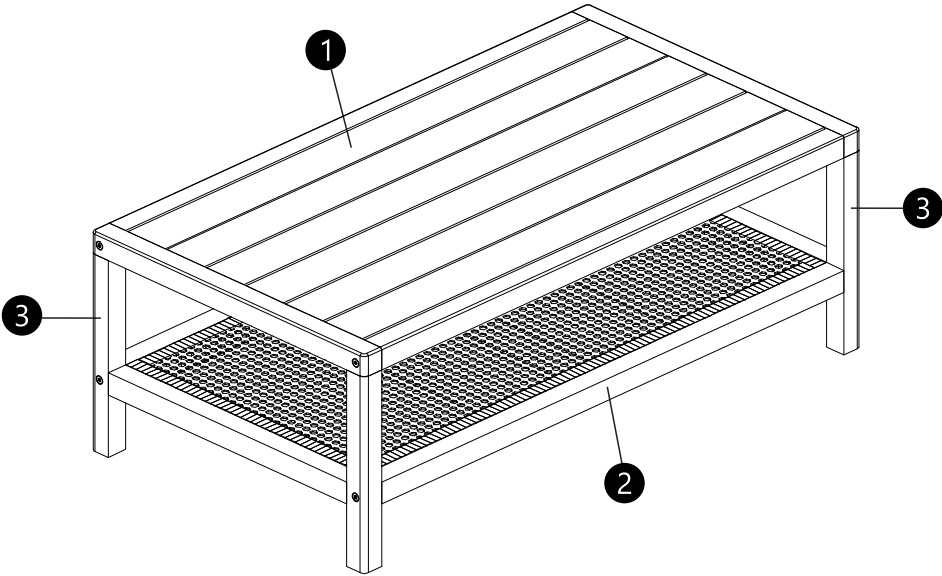
- ✓ Check the pack and make sure you have all the parts listed.
- ✓ Spare parts are available, please contact our Furniture Aftercare Team on 03456 049 049 if you need assistance
- ✓ Check all screws or bolts are tightened and inspect regularly.
- ✓ Make sure the legs remain in contact with the ground at all times.

## Don'ts

- ✗ Do not over tighten screws or bolts.
- ✗ Do not stand on the product.
- ✗ Do not use power tools to construct as overtightening and panel failure may occur.



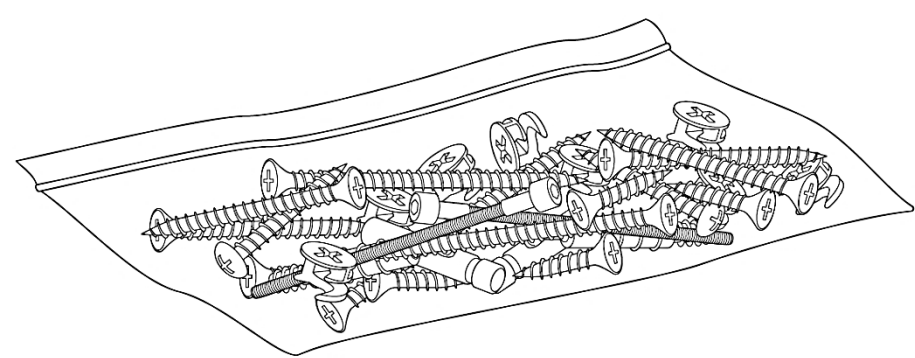
# Your Table



| Ref | Description | Dimensions      | Qty |
|-----|-------------|-----------------|-----|
| 1   | Table top   | H3.5 W93 D55 cm | 1   |
| 2   | Table shelf | H3.5 W93 D55 cm | 1   |
| 3   | Legs        | H3.5 W55 D35 cm | 2   |

Internal dimensions  
Stock Number: 82031303  
Table overall size: H35 W100 D55

Fixtures and Fittings



Fixtures and Fittings  
supplied ( actual size )

| Ref | Description | Dimensions | Qty |  |
|-----|-------------|------------|-----|--|
| A   | Bolt        | M6 x 70mm  | 9   |  |
| B   | Dowel Nut   | M6 x 13mm  | 8   |  |

Internal dimensions  
Stock Number: 82031303  
Table overall size: H35 W100 D55

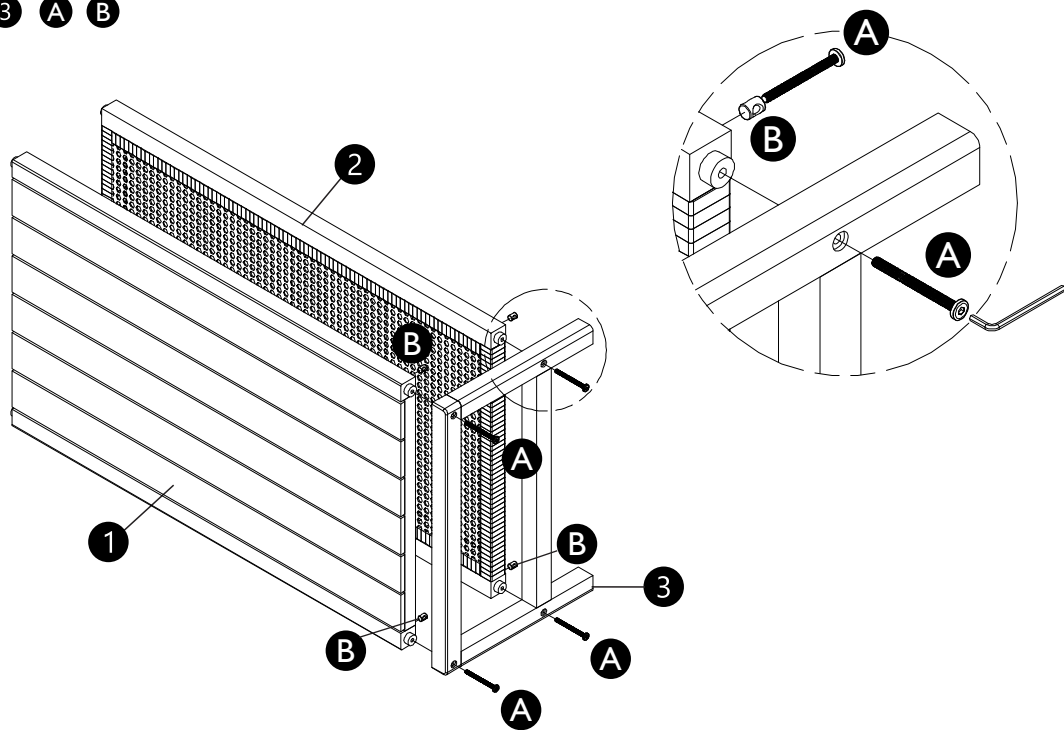
# Product assembly

JL Woven Panel Wooden Coffee Table

## Step 1

Parts, fittings and tools

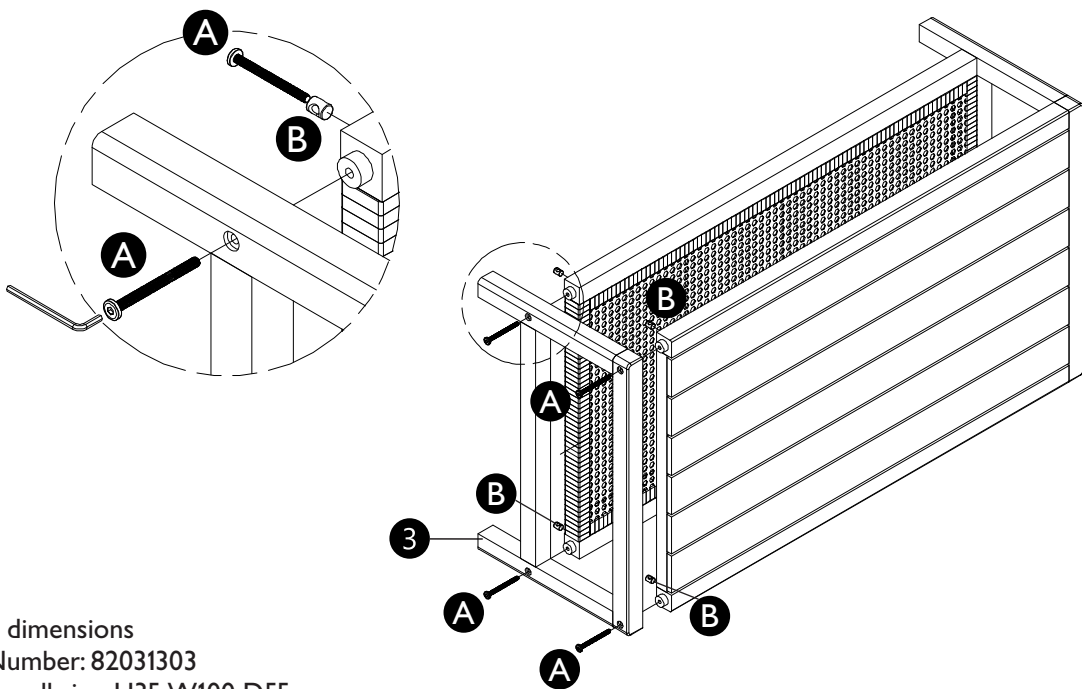
- 1 2 3 A B



## Step 2

Parts, fittings and tools

- 3 A B



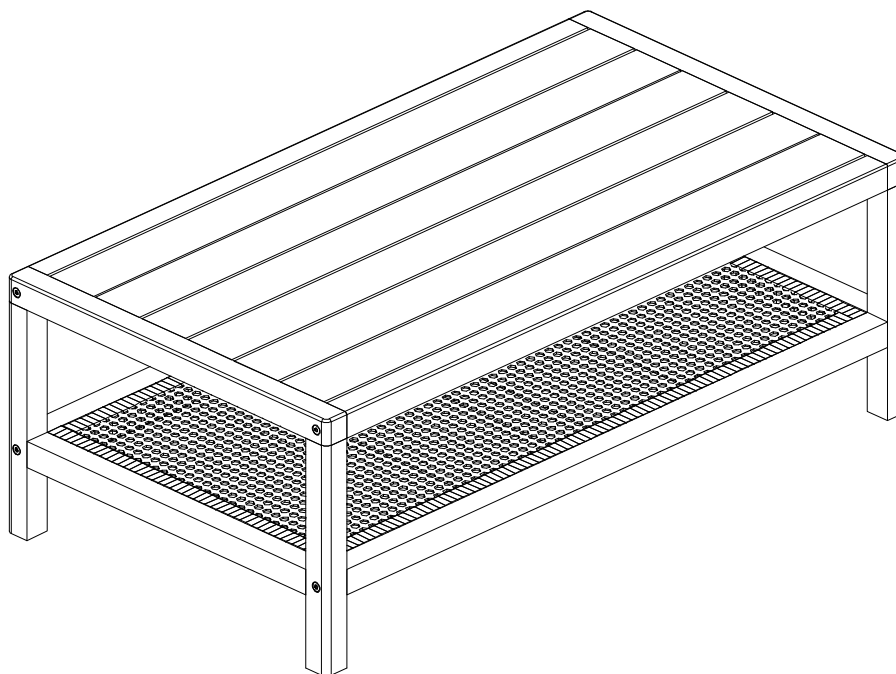
Internal dimensions  
Stock Number: 82031303  
Table overall size: H35 W100 D55

# Product assembly

JL Woven Panel Wooden Coffee Table

## Step 3 Final Assembly

Parts, fittings and tools



Internal dimensions

Stock Number: 82031303

Table overall size: H35 W100 D55

---

## How to care for your wood furniture

---

Place the product in a location with less direct sunlight, preferably under shade or parasol.

Regularly wipe and clean the furniture using a soft damp cloth.

Dilute dishwashing liquid in water to clean any stains and buff to dry.

The wood care maintenance guide is for reference only. It is recommended to follow the application guide provided by varnish/oil manufacturers. In order to maintain the appearance of the wood, regular coating of oil must be applied. The frequency will depend on the weather conditions experienced.

1. Oil is best applied with a clean cloth. Simply wipe the oil onto the wood surface straight from the container.
  2. Treat all surfaces of the furniture. Please ensure that any hidden surfaces (such as those exposed when the furniture is turned upside down) are also treated. Particular care should be given to the end grain and any joints or crevices.
  3. Let the surface dry out. This can take 4 to 12 hours but depends on the surrounding conditions.
  4. Repeat step 2 & 3 with at least 2 more coats of oil. Extra coats will give semi gloss sheen once the oil has dried out. Any excess oil can be wiped off with a clean cloth. Please follow the application guide provided by varnish / oil manufacturers.
- 

## Safety instructions

---

This furniture has been designed for domestic use only.

Furniture can be dangerous if incorrectly installed or assembled, it should be carried out by a competent person. No liability will be accepted for damage or injury caused by incorrectly installed or assembled furniture.

It is recommended that before moving heavy objects to a new location they are completely disassembled to avoid personal injury or damage to the furniture. Please be careful to retain all fittings when doing this.

Never drag furniture when moving it, always lift it.

Periodically check all fixings to ensure none have come loose and re-tighten where necessary.

Please take care when handling or moving the furniture as careless handling may cause damage or injury.

Ensure that the furniture is always on a solid and level surface at all times.

With all articulated furniture, please exercise care when folding, unfolding and adjusting positions to avoid any possibility of pinched or trapped fingers.

Retain these instructions for future reference.

Your feedback is very important to us and we would love to hear your comments on your new furniture. Please visit our website to leave a review. Thank you.

John Lewis Partnership  
1 Drummond Gate  
London SW1V 2QQ  
johnlewis.com