

JOHN
LEWIS
& PARTNERS

JL Anyday Wood 2 Seat Bistro Set

Stock number: 82034201



Chair:	H77	W42	D48cm
Table:	H73	W60	D60cm

Thank you for purchasing the JL Anyday Wood 2 Seat Bistro Set. Please read the instructions and warnings carefully before use, to ensure safe and satisfactory operation of this product.

At John Lewis, we are committed to making great products possible.

From our in-house Design Team, to our Buyers, we work together to bring great design to life.

Our expert Product Technologists work collaboratively with our buyers and suppliers to assure the legality, safety and quality of the product we sell.

We are all committed to designing and developing products to the highest industry standards.

We hope you are happy with your product and welcome any feedback or comments you may have.

The John Lewis Team



Ready assembled

Important safety information

Warnings

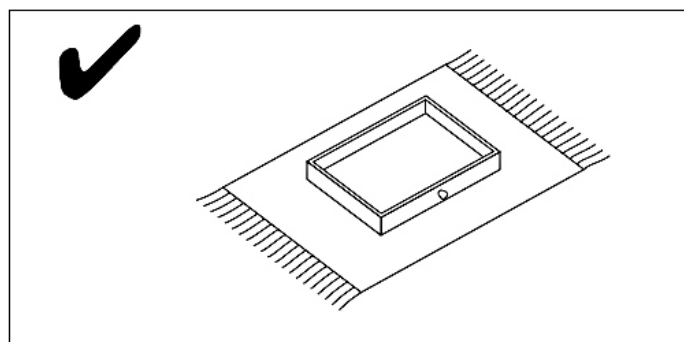
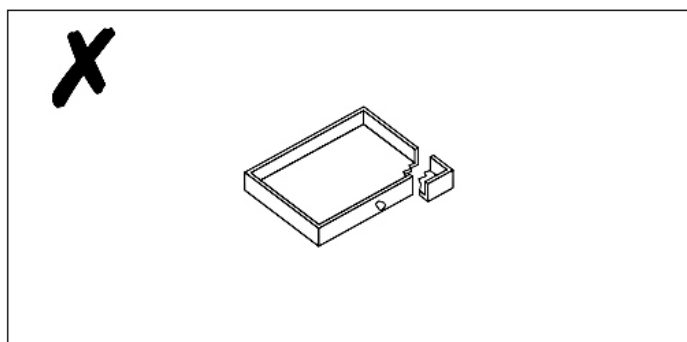
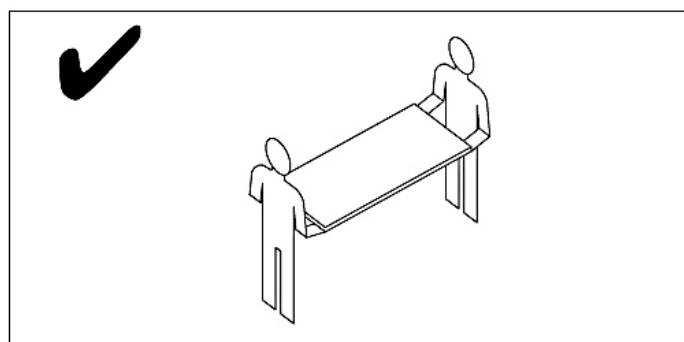
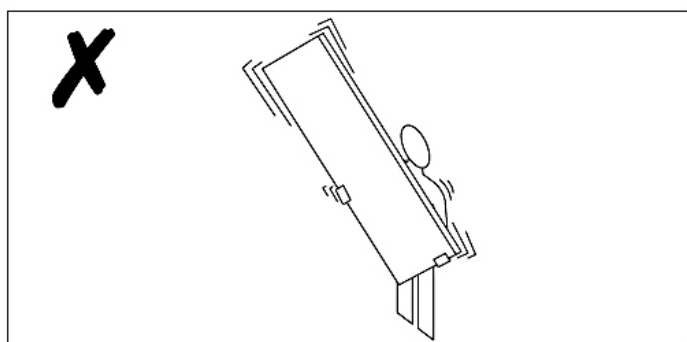
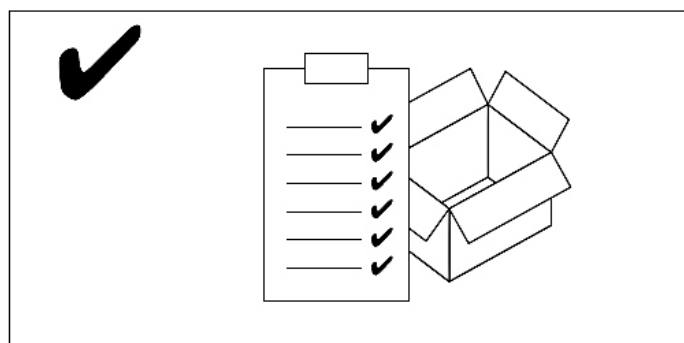
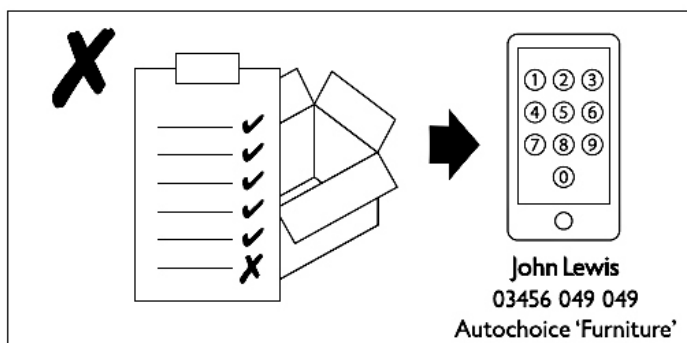
- ⚠ The product should only be used on firm, level ground.
- ⚠ Keep small parts out of reach of children.
- ⚠ Ensure the product is fully assembled as illustrated before use.

Do's

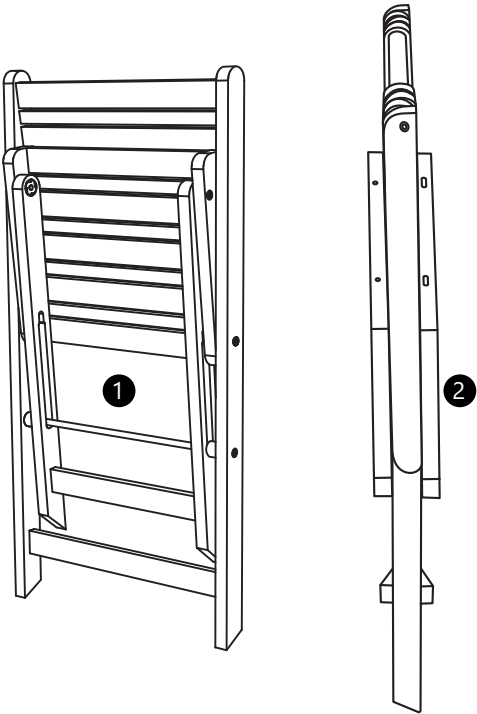
- ✓ Spare parts are available, please contact our Furniture Aftercare Team on 03456 049 049 if you need assistance
- ✓ Check the pack and make sure you have all the parts listed.
- ✓ Check all screws or bolts are tightened and inspect regularly.
- ✓ Make sure the legs remain in contact with the ground at all times.

Don'ts

- ✗ Do not over tighten screws or bolts.
- ✗ Do not stand on the product.
- ✗ Do not use power tools to construct as overtightening and panel failure may occur.



Your foldingchair and table



Ref	Description	Dimensions	Qty
1	Folding chair	H5 W42 D89 cm	2
2	Table	H7.5 W60 D85 cm	1

Internal dimensions

Stock Number: 82034201

Chair overall size: H77 W42 D48cm

Table overall size: H73 W60 D60cm

Product assembly

JL Anyday Wood 2 Seat Bistro Set
82034201

Step 1

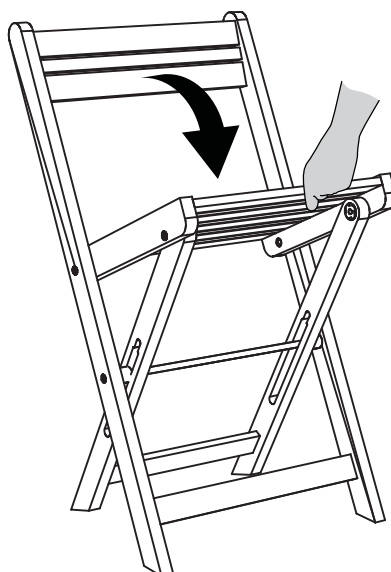
Parts, fittings and tools

1



Step 2

Parts, fittings and tools



Step 3

Parts, fittings and tools



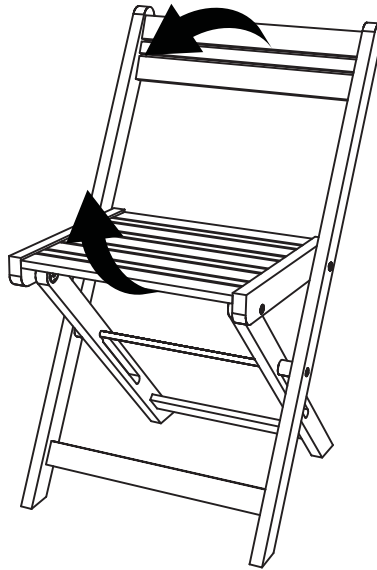
Product assembly

JL Anyday Wood 2 Seat Bistro Set
82034201

Step 4


Parts, fittings and tools

1



Step 5

Parts, fittings and tools



Step 6

Parts, fittings and tools



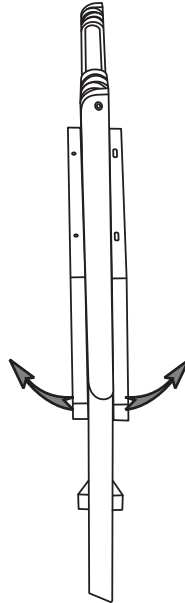
Product assembly

JL Anyday Wood 2 Seat Bistro Set
82034201

Step 7

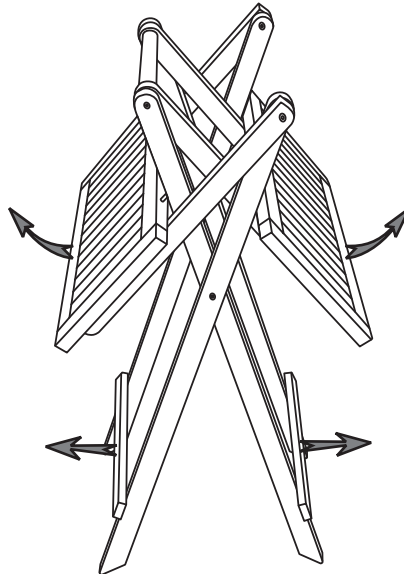
Parts, fittings and tools

2



Step 8

Parts, fittings and tools



Step 9

Parts, fittings and tools



Product assembly

JL Anyday Wood 2 Seat Bistro Set
82034201

Step 10

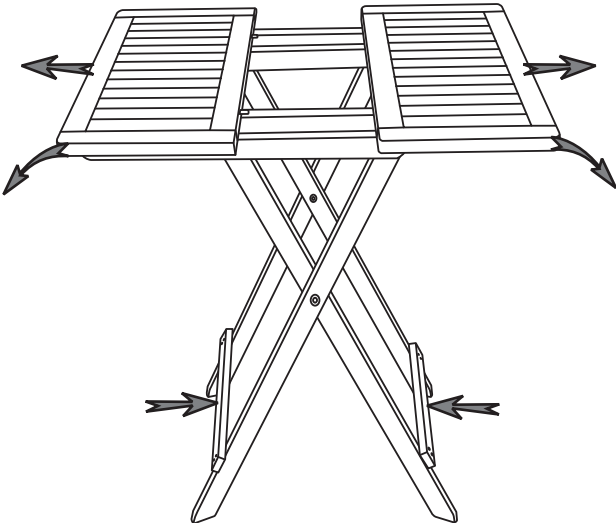
Parts, fittings and tools

2



Step 11

Parts, fittings and tools



Step 12

Parts, fittings and tools



Safety Instructions

Do not sit on the connecting area between the frame and leg attachment, where there is a break in the cushions, this could cause the chair to collapse.

Never drag furniture when moving it, always lift it.

When lifting or moving a table always do so from under frame and not the table top.

Periodically check all fixings to ensure none have come loose and re-tighten where necessary

Please take care when handling or moving the furniture as careless handling may cause damage or injury.

Furniture can be dangerous if incorrectly installed. Assembly should be carried out by a competent person. No liability will be accepted for damage or injury caused by incorrectly installed or assembled furniture.

It is recommended that before moving heavy objects to a new location they are completely dis-assembled to avoid personal injury or damage to the furniture. Please be careful to retain all fittings when doing this.

Never overload an item such as a shelf that may be beyond what the shelf is reasonably expected to hold.

Please do not sit or place an amount of weight onto the edge of a tabletop as this may cause the table to topple.

No liability will be accepted for damage or injury caused by incorrectly installed or assembled furniture.

Ensure that the furniture is always on a solid and level surface at all times.

With all articulated furniture, please exercise care when folding, unfolding and adjusting positions to avoid any possibility of pinched or trapped fingers.

Retain these instructions for future reference.

IMPORTANT: If an Anti-topple device is included with this unit, you must install it in accordance with the instructions provided using fixings suitable for the wall type. If unsure, please seek advice of a professional.

Care and Maintenance

WHEN CARED FOR PROPERLY, THIS HAND CRAFTED FURNITURE WILL PROVIDE YOU WITH YEARS OF ENJOYMENT IN YOUR HOME.

How to care for Wood furniture (unpainted)

Never use sharp items on the surface of the product. For example knives and utensils may damage the product. It is also advisable to place a mat under paper when writing.

Furniture with a hard lacquer, wax polish or painted surface should be dusted with a dry cloth.

Waxed furniture will need to be given a coat of beeswax a couple of times a year to help maintain its luster.

Spray polishes are best avoided as they contain silicones which may spoil the furniture's surface by building up over time.

Make sure all surfaces are protected from heat and liquids by mats and coasters. Wipe up spills immediately and ensure that a mat or pad is placed under paper if you are writing.

Extendable dining tables should be left extended for the first few months to avoid an uneven appearance.

Likewise, lamps and ornaments should also be moved regularly.

Our furniture will endure most temperatures in the home but it is best to avoid placing furniture next to heat sources such as radiators or fires. Be particularly careful with solid wood as the lack of humidity caused by central heating can cause damage such as warping.

Wood furniture

This product is made from FSC Acacia, suitable for outdoor use.

Wood displays different grain patterns depending on which way they cut - for example, the 'medullary ray' which can appear on oak furniture is a mark of good quality timber - these are just characteristics of the natural beauty of the Wood. Some furniture is also deliberately aged and rustic. All timber surfaces will change colour and mellow over time. New furniture will initially vary in shade from items that have been previously purchased.

Please make sure that all surfaces are protected from heat and liquids by mats and coasters. Wipe up any spills immediately and make sure that a mat or pad is placed under any paper if writing.

WHEN CARED FOR PROPERLY, THIS HAND CRAFTED FURNITURE WILL PROVIDE YOU WITH YEARS OF ENJOYMENT IN YOUR HOME.

PLEASE KEEP THESE INSTRUCTIONS FOR FUTURE REFERENCE

John Lewis Partnership
171 Victoria Street
London SW1E 5NN
johnlewis.com