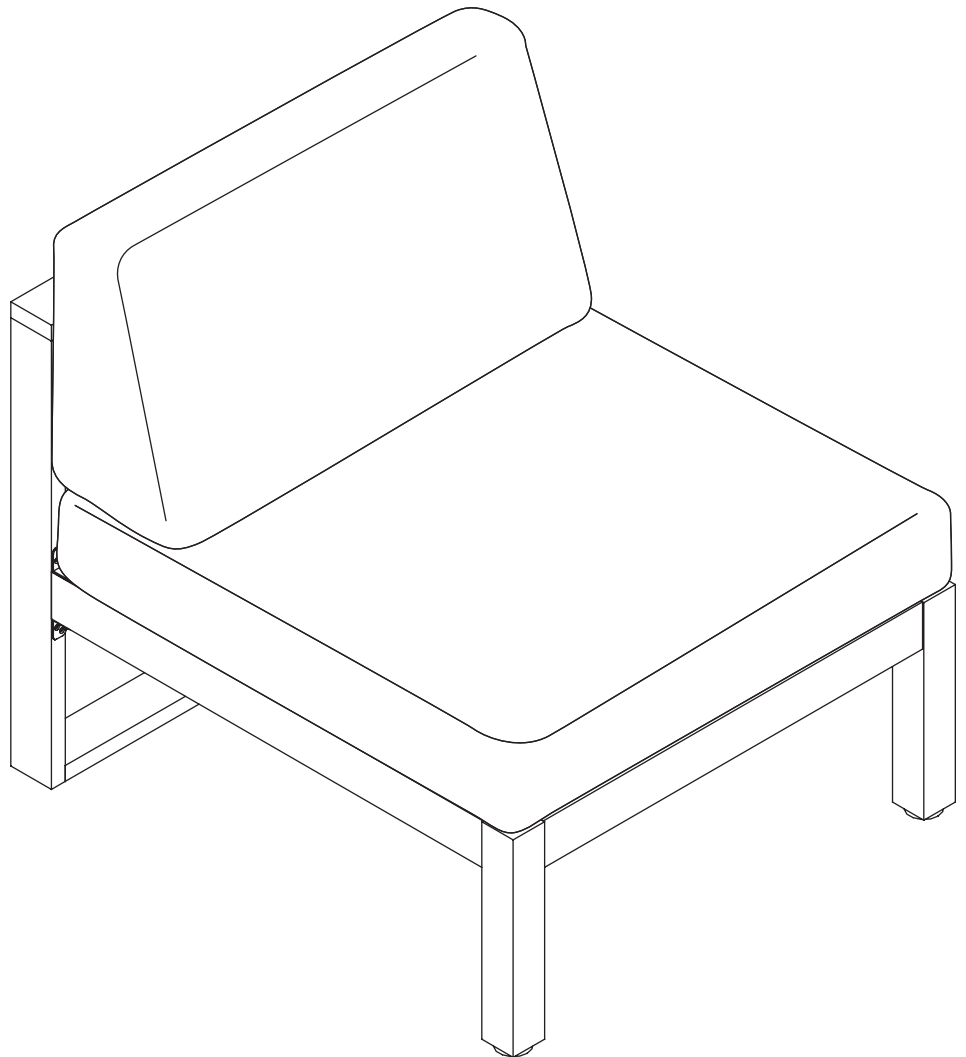


John Lewis

# St Ives Modular Single Chair without Arms

Stock number: 82033010



H78 x W70 x D80cm



Thank you for purchasing the St Ives Modular Single Chair without Arms. Please read the instructions and warnings carefully before use, to ensure safe and satisfactory operation of this product.

At John Lewis, we are committed to making great products possible.

From our in-house Design Team, to our Buyers, we work together to bring great design to life.

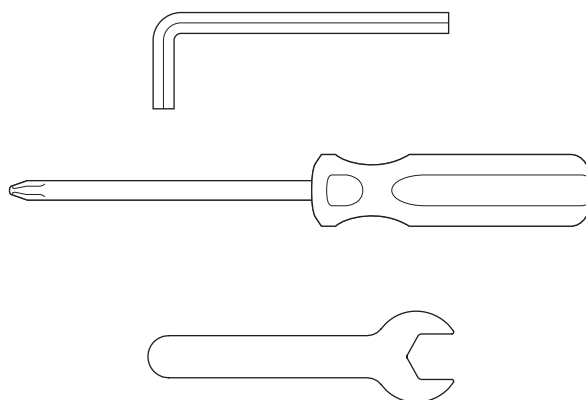
Our expert Product Technologists work collaboratively with our buyers and suppliers to assure the legality, safety and quality of the product we sell.

We are all committed to designing and developing products to the highest industry standards.

We hope you are happy with your product and welcome any feedback or comments you may have.

The John Lewis Team

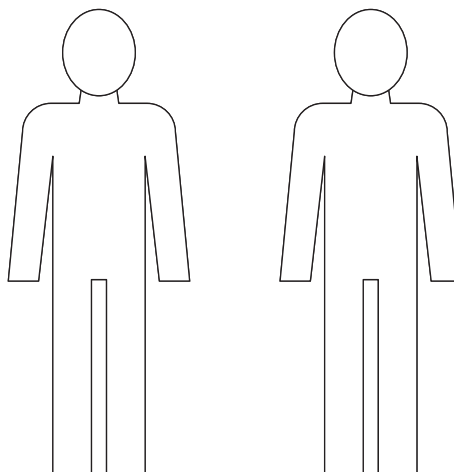
## Tools required



### Time to assemble

30 Minutes

### People to assemble



# Important safety information

## Warnings

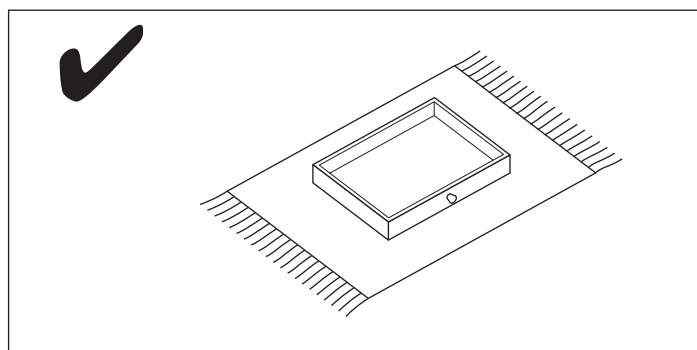
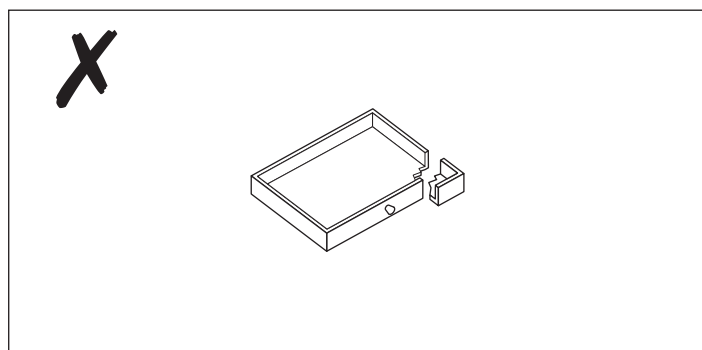
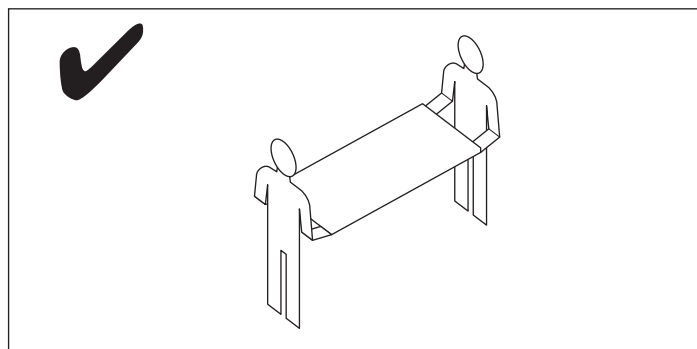
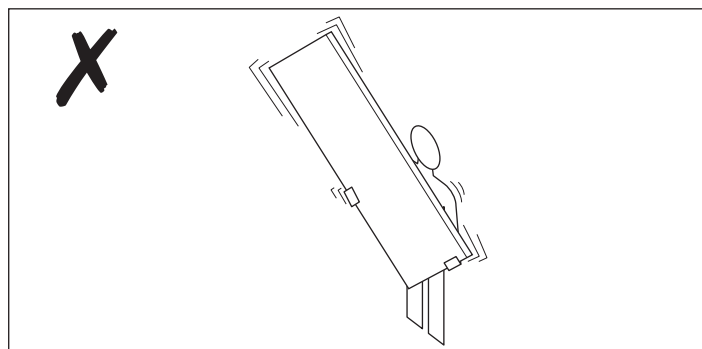
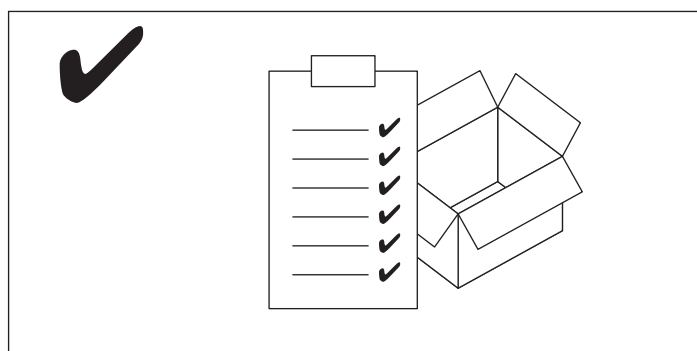
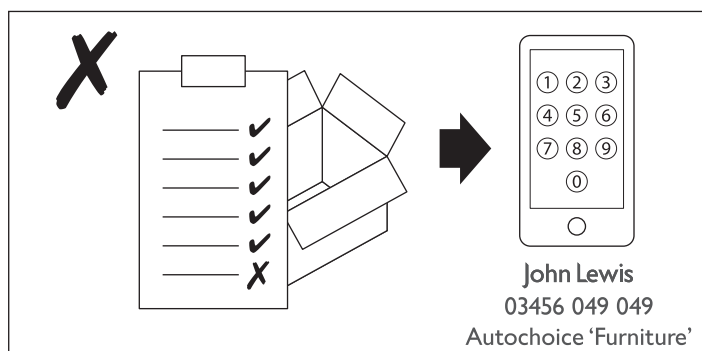
- ⚠ The product should only be used on firm, level ground.
- ⚠ Keep small parts out of reach of children.
- ⚠ Ensure the product is fully assembled as illustrated before use.

## Do's

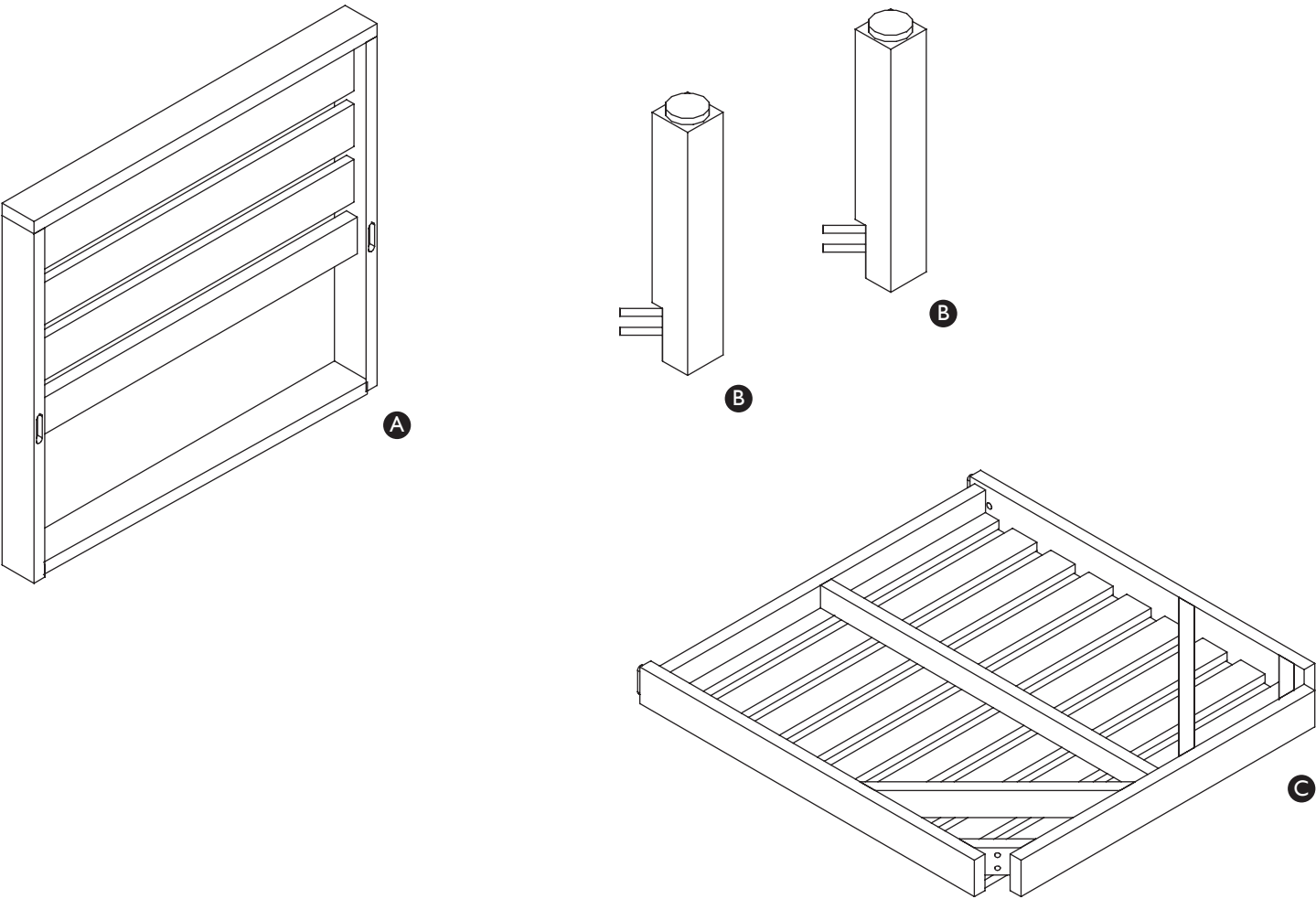
- ✓ Check the pack and make sure you have all the parts listed.
- ✓ Check all screws or bolts are tightened and inspect regularly.
- ✓ Make sure the legs remain in contact with the ground at all times.

## Dont's

- ✗ Do not over tighten screws or bolts.
- ✗ Do not stand on the product.
- ✗ Do not use power tools to construct as overtightening and panel failure may occur.



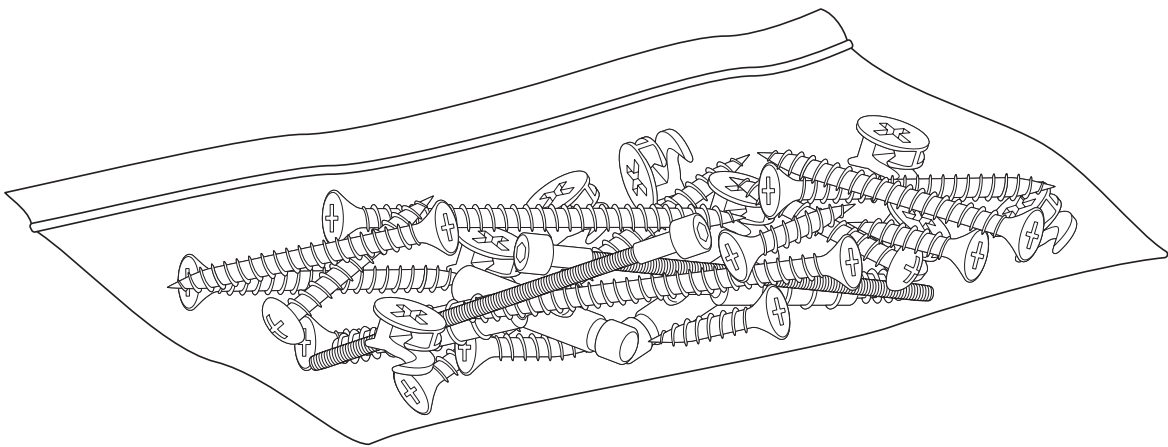
# Your St Ives Modular Single Chair without Arms



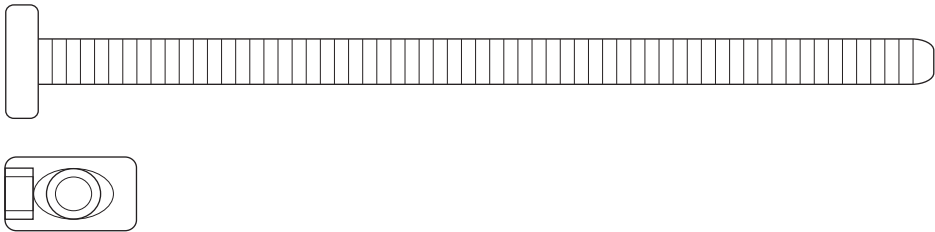
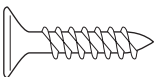
Ref	Description	Dimensions	Qty
A	Back		1
B	Legs		2
C	Base		1

Stock number: 82033010  
Overall dimensions: H78 x W70 x D80cm



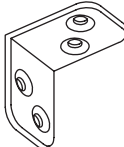



# Fixtures and fittings



Fixtures and fitting supplied  
(actual size)

Ref	Description	Qty	<div>mm 0 10 20 30 40 50 60 70 80 90 100 110 120</div>
1	Bolt M6 x 120 (mm) with Nuts	2	<div></div>
4	Screw M4 x 20 (mm)	16	<div></div>

Fixtures and fitting supplied  
(not actual size)

Ref	Description	Dimensions	Qty	
2	Washers		4	<div></div>
3	Lock Nuts		4	<div></div>
5	Hinge		4	<div></div>
8	Spanner		1	<div></div>
9	Allen Key		2	<div></div>
10	Srewdriver		1	<div></div>

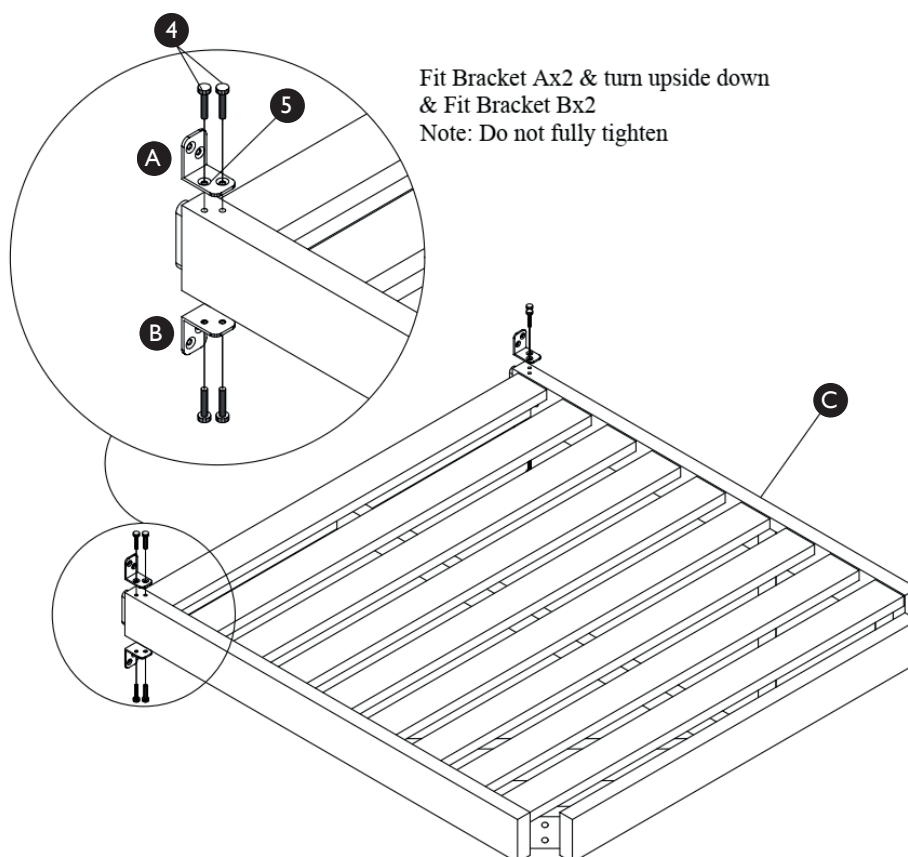
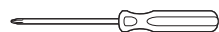
# Product assembly

St Ives Modular Single Chair without Arms  
82033010

## Step 1

Parts, fittings and tools

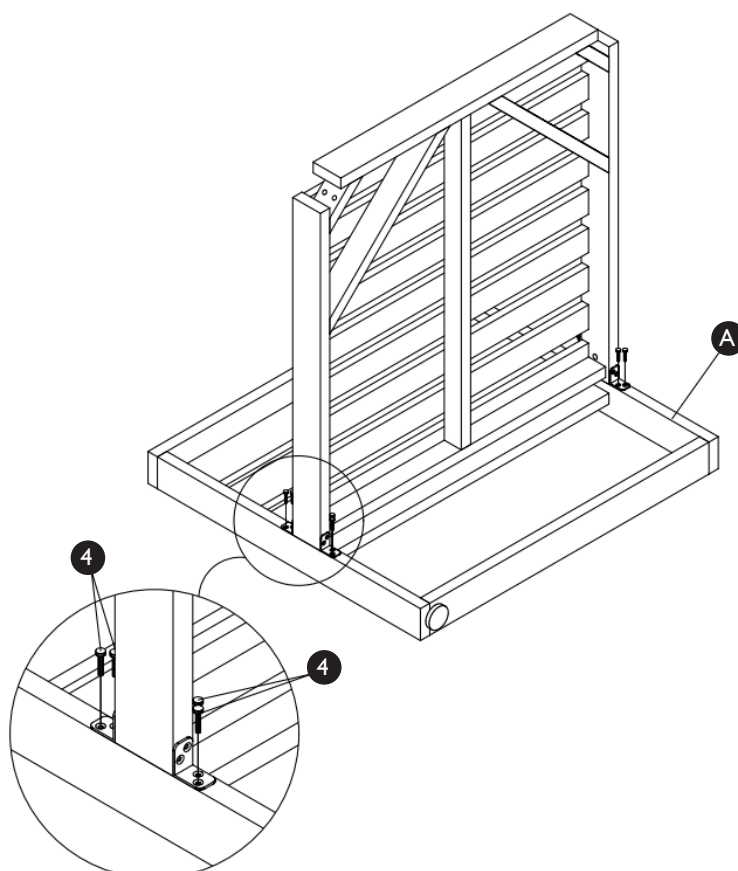
A B C 4 5



## Step 2

Parts, fittings and tools

A 4



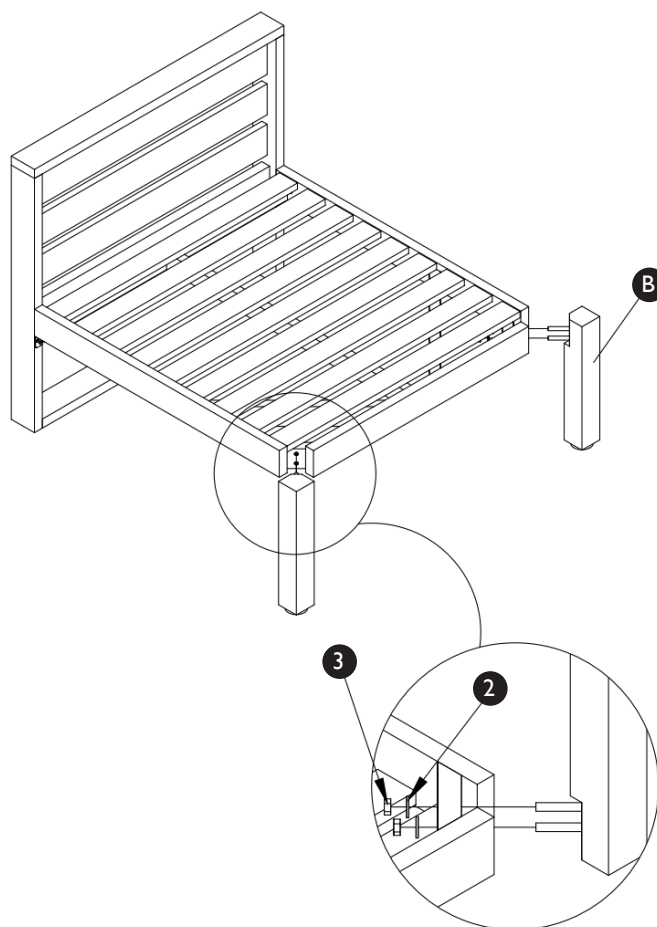

# Product assembly

St Ives Modular Single Chair without Arms  
82033010

## Step 3

Parts, fittings and tools

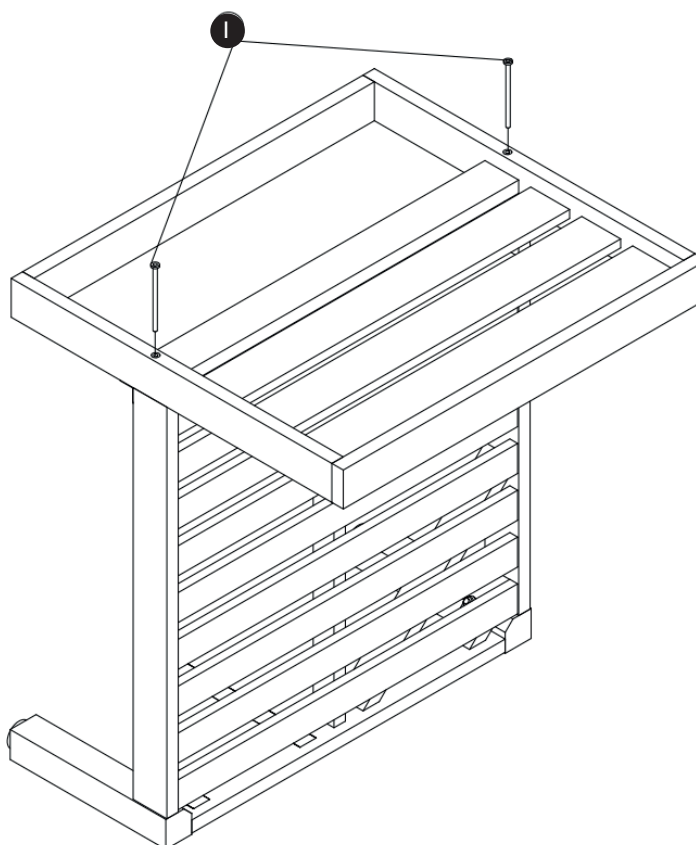
**B** **2** **3**



## Step 4

Finished

**I**



## Care guide

### Care and maintenance

#### How to care for your Outdoor Furniture

This product is made from FSC Eucalyptus and has been painted and sealed with PU paint, suitable for outdoor use. Wood displays different grain patterns depending on which way they cut - for example, the 'medullary ray' which can appear on oak furniture is a mark of good quality timber - these are just characteristics of the natural beauty of the wood. Some furniture is also deliberately aged and rustic.

All timber surfaces will change colour and mellow over time. New furniture will initially vary in shade from items that have been previously purchased.

Please make sure that all surfaces are protected from heat and liquids by mats and coasters. Wipe up any spills immediately and make sure that a mat or pad is placed under any paper if writing.

To extend the product life and appearance it is recommended to store the furniture in a cool dry, well ventilated place such as a garage or shed over winter or during periods of unseasonal weather.

Ensure that the furniture is clean and completely dry before putting in to storage. Do NOT enclose the product in a plastic or other non-permeable material as this promotes the growth of mildew and mould. Cover it with a dust sheet or furniture cover allowing the air to circulate around it.

Remove dust regularly with a clean soft brush and wipe down with a clean damp cloth. Bird droppings and tree sap should be cleaned off immediately.

If the item is new/clean then apply a protector and clear shield twice a year. If required, use a mild cleaner and then apply a protector and clear shield on the wood. Make sure you leave to dry for a minimum of 8 hours before use.

If your furniture comes with cushions, when not in use it is recommended that they are stored in a clean and dry environment. Wipe up any spills immediately and always refer to the care label which will either be sewn to the back of the cushion or sewn inside if your cushion has a zip closure.

#### Safety instructions

This furniture has been designed for domestic use only.

Furniture can be dangerous if incorrectly installed or assembled, it should be carried out by a competent person.

No liability will be accepted for damage or injury caused by incorrectly installed or assembled furniture.

It is recommended that before moving heavy objects to a new location they are completely dis-assembled to avoid personal injury or damage to the furniture. Please be careful to retain all fittings when doing this.

Never drag furniture when moving it, always lift it.

Periodically check all fixings to ensure none have come loose and re-tighten where necessary.

Please take care when handling or moving the furniture as careless handling may cause damage or injury.

Ensure that the furniture is always on a solid and level surface at all times.

With all articulated furniture, please exercise care when folding, unfolding and adjusting positions to avoid any possibility of pinched or trapped fingers.

Retain these instructions for future reference.