

## Product information

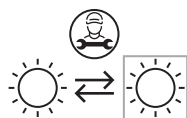
- Indoor use only
- 3 step dimmable
- Clean the fitting with a soft dry cloth. Do not use abrasive chemical cleaners as this will damage the finish

## Aftercare and Troubleshooting

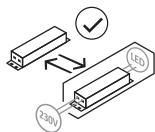
If there are technical issues with this product that you can't solve, please contact your nearest John Lewis & Partners shop or call Technical Support on 03301 230106.

## Specification

Max power: 11.5W  
Rated input: 220 –240V, 50Hz  
IP rating: 20  
Weight: 7.9kg  
Lumen output: 850  
Colour temperature: Warm white (3000K)  
This product contains a light source of energy efficiency class F  
For further information please visit: [www.lighting-info.co.uk/107376](http://www.lighting-info.co.uk/107376)



Replaceable light source by a professional




Replaceable control gear by an end-user

## 5-year guarantee

At John Lewis & Partners we test every light to high quality standards. That means we can offer you a 5-year guarantee.

## Recycling

This symbol  indicates that this product should not be treated as normal household waste and it should be recycled. John Lewis & Partners do not operate instore take back, but as members of the Distributor Take Back scheme have funded the development and upgrade of recycling facilities across the UK. Please take it to your nearest collection facility or for further details contact your local council or visit [www.recycle-more.co.uk](http://www.recycle-more.co.uk).

John Lewis plc  
SW1V 2QQ  
[johnlewis.com](http://johnlewis.com)

Made in China



13/11/2023

Please retain these instructions for future reference.



# PIVOT LED FLOOR LAMP USER GUIDE



Product Code:  
12000224

**Getting started**

Thank you for purchasing this John Lewis & Partners product. For your safety, and to make sure everything is working properly, please read the instructions carefully before use.

**Warnings**

This product is only suitable for connection to a 240V~50Hz supply in accordance with current IEE Wiring Regulations.

This product is Class II when used with a plug-in transformer. It must NOT be earthed. Under no circumstances must this be replaced by a standard 13amp UK type plug. This will cause a safety hazard.

If the mains cable becomes damaged it must only be replaced by a technically competent, qualified person. In the case of this product, the cable is connected to the driver via a jack plug and a new cable set may be available - please check with your retailer.

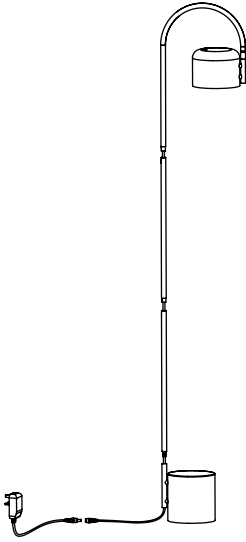

Under no circumstances must this table lamp be covered with any material as this could pose a safety hazard. It must be used on a stable, flat surface.

If you are in any doubt about your competence please consult a qualified electrician. If any modification is made it will invalidate the warranty and may render the product unsafe.

When moving or cleaning, always switch off at the mains and allow the LEDs to cool before handling.

**This product is heavy to ensure stability. To avoid damage, always lift by the base and not the stem.**

**Parts list**

Description	Image	Quantity
Light fitting (3 sections + base)		x 1
Hex key		x 1

**Product assembly**

- Step 1**
- Carefully unpack the carton, making sure all the parts are present before assembly.
- Step 2**
- Screw tube (B) onto tube (A) in a clockwise direction. Take care not to trap the cable or cross the threads. Then screw tube (C) on to tube (B) in the same way.
- Step 3**
- Gently pull any excess cable through and then out of the base.
- Step 4**
- Fit the assembly into the base and rotate carefully but firmly to make sure the lamp head faces forward (see fig. 1). Secure in place using the supplied hex key (D) and the two grub screws supplied.
- Step 5**
- Stand the product upright and check the tightness of the joints.
- Step 6**
- Connect the driver to the product (E). Plug in the LED driver. Your lamp is now ready for use.
- Operate the on/off dimmer by touching the switch on the lamp head (F) (brightest, brighter, low light and off).
- Alternatively hold your finger on the touch button to decrease the brightness.
- Note:**
- This product has an adjustable knuckle (G) which allows the lamp head to rotate to the appropriate angle as needed.

