


RYE BISTRO TABLE, NATURAL

Stock number: 820 89415



H74 ϕ 70 cm

Thank you for purchasing the Rye Bistro Table, Natural. Please read the instructions and warnings carefully before use, to ensure safe and satisfactory operation of this product.

At John Lewis, we are committed to making great products possible.

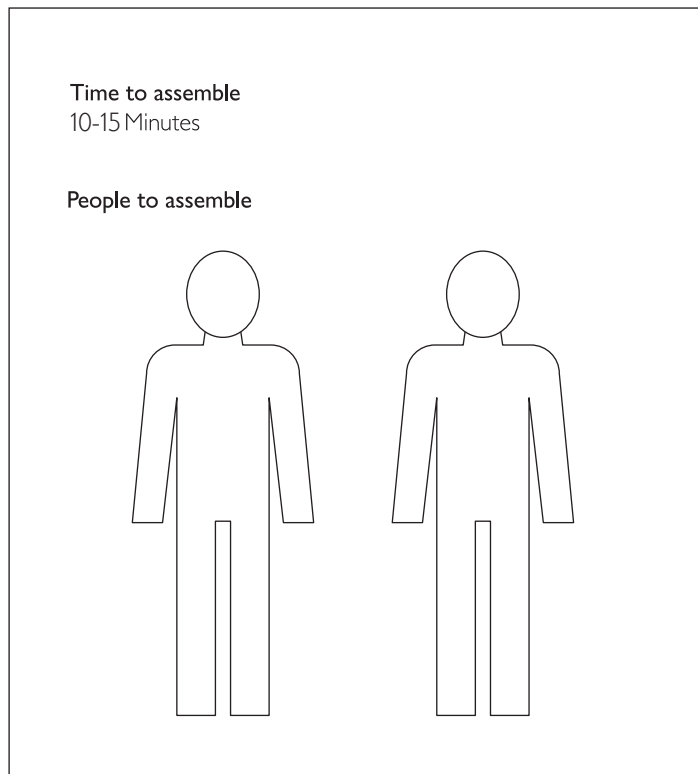
From our outdoor Furniture Design Team, to our Buyers, we work together to bring great design to life.

Our expert Product Technologists work collaboratively with our buyers and suppliers to assure the legality, safety and quality of the product we sell.

We are all committed to designing and developing products to the highest industry standards.

We hope you are happy with your product and welcome any feedback or comments you may have.

The John Lewis Team



Important safety information

Warnings

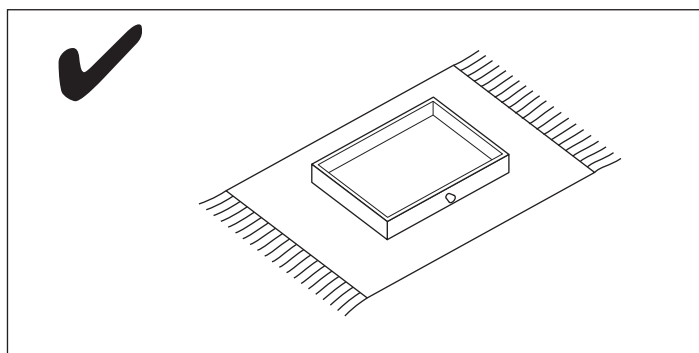
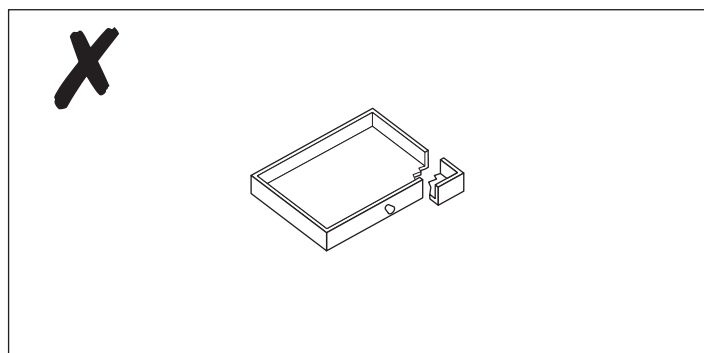
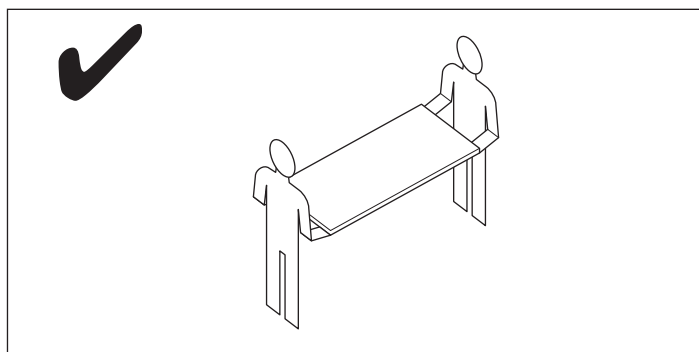
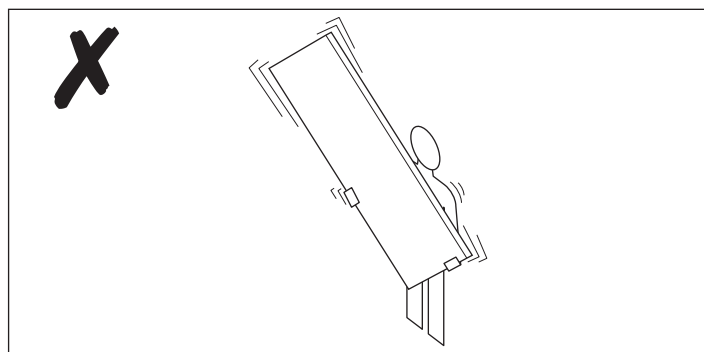
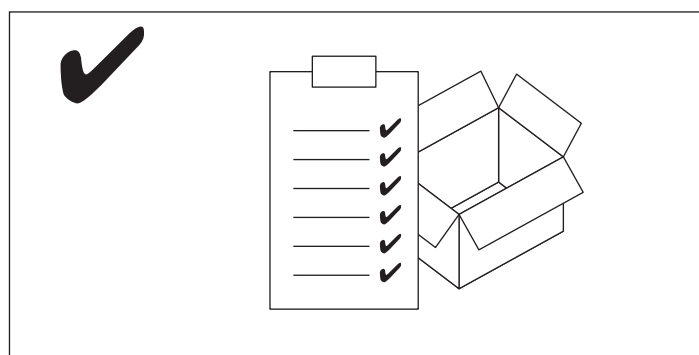
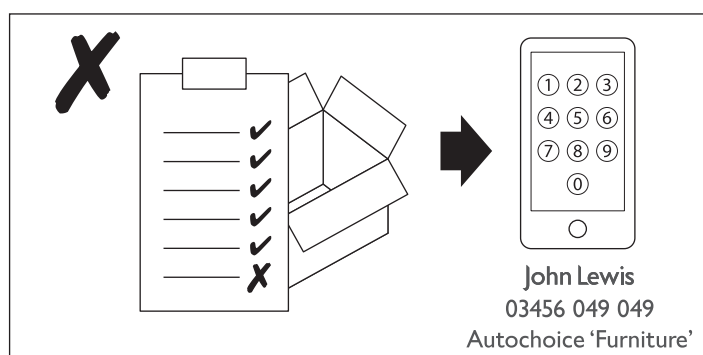
- ⚠ The product should only be used on firm, level ground.
- ⚠ Keep small parts out of reach of children.
- ⚠ Ensure the product is fully assembled as illustrated before use.
- ⚠ When attaching the frames together, make sure all the holes are in position with the screws before tightening.

Do's

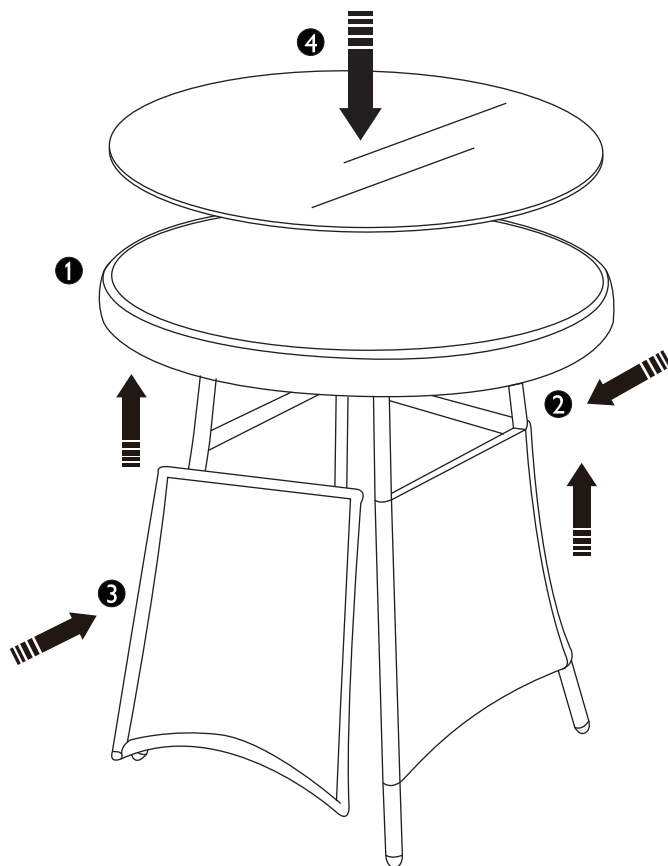
- ✓ Check the pack and make sure you have all the parts listed.
- ✓ Check all screws or bolts are tightened and inspect regularly.
- ✓ Make sure the legs remain in contact with the ground at all times.

Don'ts

- ✗ Do not over tighten screws or bolts.
- ✗ Do not stand on the product.
- ✗ Do not use power tools to construct as overtightening and panel failure may occur.



Your Rye Bistro Table, Natural



Ref	Description	Dimensions	Qty
❶	Table	ϕ 700X740MM	1
❷	Base	470X470X710MM	2
❸	Base	380X370MM	2
❹	Table Top	ϕ 650X5MM	1

Internal dimensions

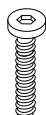
Stock Number:82089415

Rye Bistro Table overall dimensions: H74 ϕ70 cm

Fixtures and fittings



Ax4



Bx8



Cx12



Dx1

Fixtures and fittings
supplied (actual size)

Ref	Description	Dimensions	Qty	mm	
				0	10 20 30 40 50 60 70
A	Screw	M6 X 18MM	4		
B	Screw	M6 X 30MM	8		
C	Washer	φ14 X φ 6.5 X 1.0MM	12		

Fixtures and fittings
supplied (not actual size)

Ref	Description	Dimensions	Qty	
D	Allen Key M6		1	

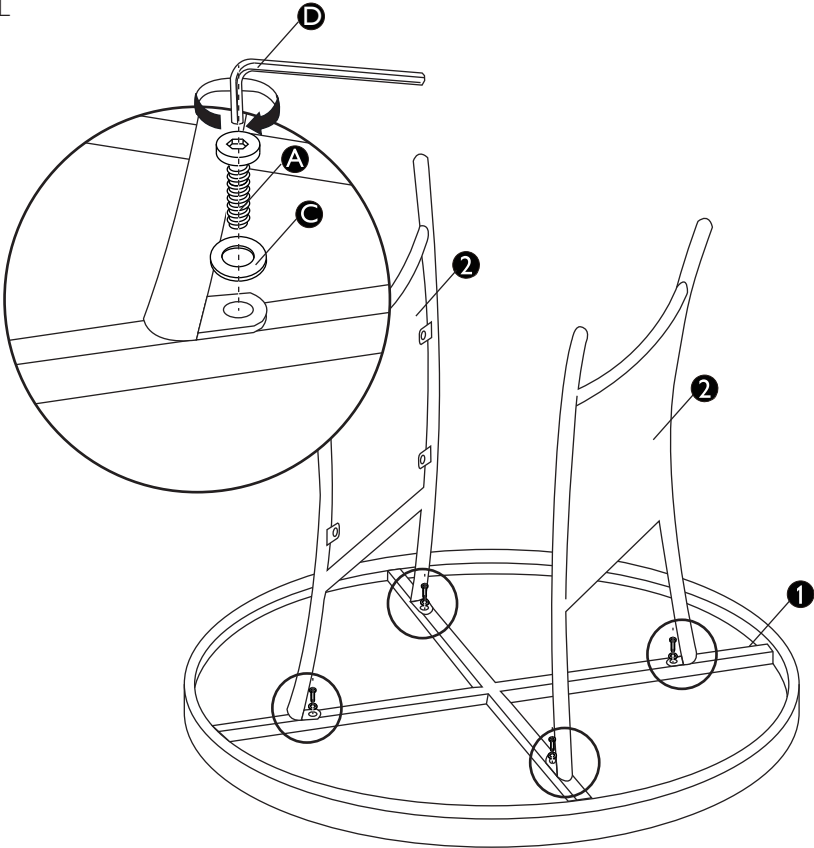
Product assembly

RYE BISTRO TABLE, NATURAL
82089415

Step 1

Parts, fittings and tools

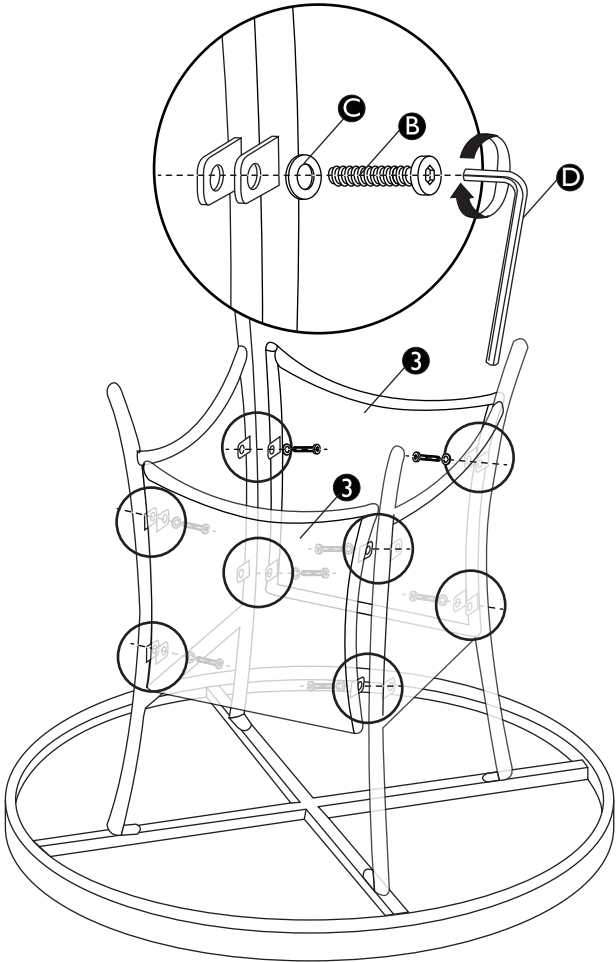
1 2 A C D



Step 2

Parts, fittings and tools

3 B D



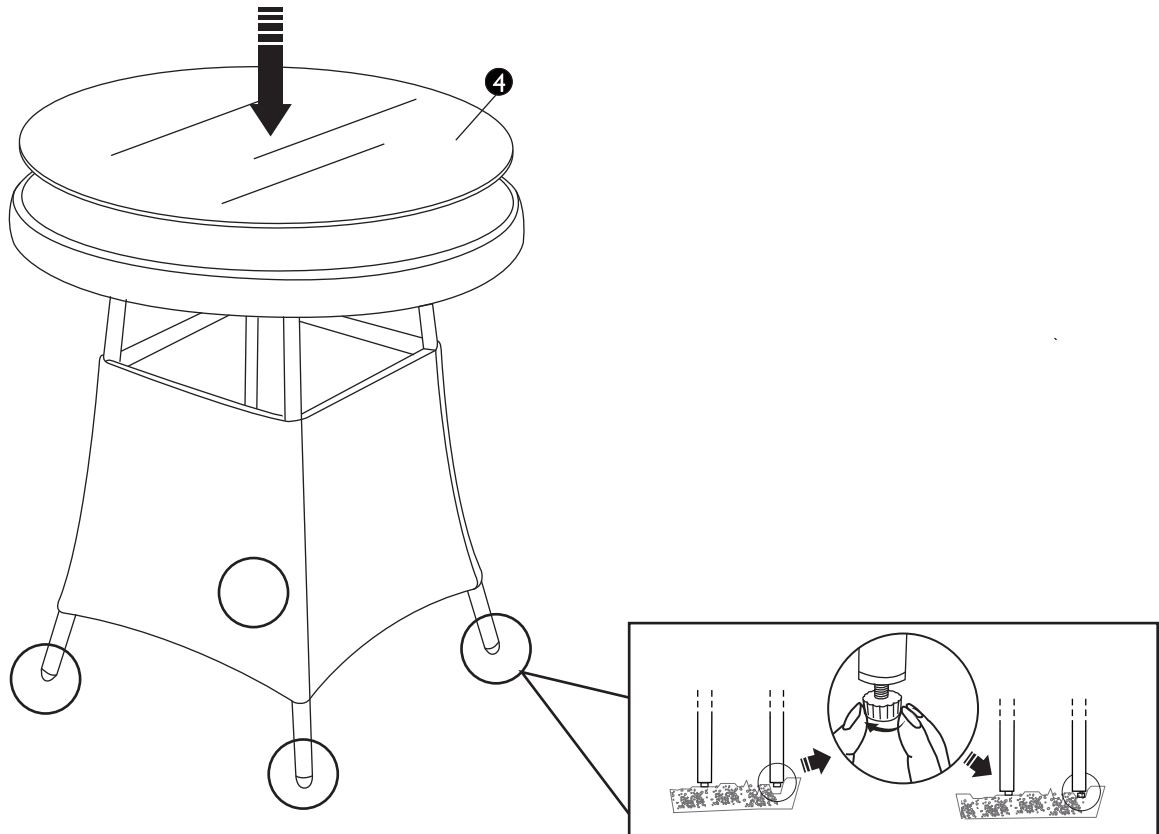
Product assembly

Rye Bistro Table, Natural
82089415

Step 3

Parts, fittings and tools

4



Care guide

Care and maintenance

This product is made from powder coated aluminum and is suitable for outdoor use.

Please make sure that all surfaces are protected from heat and liquids by mats and coasters. Wipe up any spills immediately and make sure that a mat or pad is placed under any paper if writing.

To extend the product life and appearance it is recommended to store the furniture in a cool dry, well ventilated place such as a garage or shed over winter or during periods of unseasonal weather. Ensure that the furniture is clean and completely dry before putting in to storage. Do NOT enclose the product in a plastic or other non-permeable material as this promotes rust. Cover it with a dust sheet or furniture cover allowing the air to circulate around it.

We recommend that you clean your furniture at the beginning and end of the season. To clean the furniture remove all dirt using mild soap and water. Never use abrasive chemicals or cleaning agents. Rinse thoroughly and allow to dry. Bird droppings and tree sap should be cleaned off immediately.

If your furniture comes with cushions, when not in use it is recommended that they are stored in a clean and dry environment. Wipe up any spills immediately and always refer to the care label which will either be sewn to the back of the cushion or sewn inside if your cushion has a zip closure.

Important safety information

This furniture has been designed for domestic use only.

Furniture can be dangerous if incorrectly installed or assembled, it should be carried out by a competent person.

No liability will be accepted for damage or injury caused by incorrectly installed or assembled furniture.

It is recommended that before moving heavy objects to a new location they are completely dis-assembled to avoid personal injury or damage to the furniture. Please be careful to retain all fittings when doing this.

Never drag furniture when moving it, always lift it.

Periodically check all fixings to ensure none have come loose and re-tighten where necessary.

Please take care when handling or moving the furniture as careless handling may cause damage or injury.

Ensure that the furniture is always on a solid and level surface at all times.

With all articulated furniture, please exercise care when folding, unfolding and adjusting positions to avoid any possibility of pinched or trapped fingers.

Handle with care! A damaged edge or scratched surface can in rare cases cause the glass to fail unexpectedly into many small pieces. Glass is most vulnerable when struck from the side.

If the glass is chipped or broken stop using the product and consult the manufacturer or supplier.

WARNING:

- a) Do not place very hot or very cold items directly on glass surfaces.
- b) Do not sit or stand on glass surfaces.
- c) Do not strike the glass with hard or pointed items, or use the glass as a chopping surface.
- d) Do not use washing powders or any other substances containing abrasives, as these may scratch the glass.

Your feedback is very important to us and we would love to hear your comments on your new furniture. Please visit our website to leave a review. Thank you.

Retain these instructions for future reference

John Lewis Partnership
171 Victoria Street
London SW1E 5NN
johnlewis.com